

**THANK YOU**  
**FOR YOUR**  
**SUPPORT AND**  
**WE LOOK**  
**FORWARD TO**  
**FAIR 2021!**

**Haskell County**  
**Fair Board**  
**Association**

**HASKELL CO. FAIR ESSAY**  
**SCHOLARSHIP CONTEST**

All Haskell County Seniors are eligible for this Scholarship.

Judges: Fair Board Members

Awards were presented at the students' high school awards program. Winners are required to help at the fair livestock shows.

This years winners are

- 1<sup>st</sup> Place: Mara Wright
- 2<sup>nd</sup> Place: Elizabeth Horinek
- 3<sup>rd</sup> Place: Houston Friend

Congratulations to the winners and thank you to all applicants for their hard work and participation!

**We Have a Good  
Thing Growing!**



**Haskell County Fair**

**July 18-24 2020**

Fair book cover created by  
Ainsely Horinek

**K-STATE**  
Research and Extension



## SCHEDULE OF EVENTS

### MONDAY JULY 6<sup>st</sup>

5:00 p.m. ALL 4-H/FFA pre-entries due in to Extension Office

### FRIDAY JULY 17<sup>th</sup>

7:00 p.m. Pre-Fair Clean up

### SATURDAY July 18<sup>th</sup>

7:30 a.m. **Fun Run** (Sublette HS football field)  
 9:30 a.m. Parade Judging  
 10:30 a.m. **Parade**  
 Kiddy Tractor Pull (following parade)  
 1:00 p.m. Demolition Derby Pits Open  
 5:00 p.m. **Demolition Derby & Tough Trucks**

### MONDAY, JULY 20<sup>th</sup>

8:00 a.m. - 12:00 p.m. All entry of 4H/FFA exhibits to be entered. (except livestock)

### TUESDAY, JULY 21<sup>st</sup>

9:00 a.m. 4H/FFA Non consultation judging of all projects (except livestock)

### WEDNESDAY, JULY 22<sup>nd</sup>

9:00 a.m. **4H/FFA Horse Show (no open class)**  
 7:00 p.m. **Ranch Rodeo**

### THURSDAY, JULY 23<sup>rd</sup>

8:00 a.m. - 8:30 a.m. 4H/FFA Sheep and Goat check in  
 9:00 a.m. **Sheep and Goat Show (no open class)**  
 (Not open to public spectators)  
 1:00 p.m. - 1:30 p.m. 4H/FFA Poultry check in  
 2:00 p.m. **4H/FFA Poultry Show (no open class)**  
 (Not open to public spectators)  
 4:30 p.m. - 5:30 p.m. 4H/FFA Beef and Bucket calf check in  
 6:00 p.m. **4H/FFA Beef and Bucket calf Show (no open class)**  
 (Not open to public spectators)

8:00 p.m. **RODEO**  
 (Admission: Free will donation at the gate)  
 Special Events:  
 Calf Scramble  
 Junior Barrel Race  
 Burritos served by Nitelites, C.O.  
 Concessions



### FRIDAY, July 24<sup>th</sup>

7:00 a.m. - 9:00 a.m. 4H/FFA Swine check in  
 9:30 a.m. **4H/FFA Swine Show (no open class)**  
 (Not open to public spectators)  
 2:00 p.m. Livestock sale setup  
 7:00 p.m. **Livestock Sale (no meal)**

## **2019 Haskell County Fair Boosters**

2 Bags Brew  
 1st Ag Insurance Agnecy  
 Ag Solutions, LLC  
 Aganetha Penner  
 Alfalfa, Inc.  
 Allen & Carol Ann Zimmerman  
 American Ag Credit  
 American Implement  
 APC  
 Becki and Levi Wright  
 Bethany Wood  
 Betty Jo Young  
 Big T's Engine & Repair  
 Bill & Terri Lower  
 Bird Family Farms  
 Brad & Lori Stalker  
 Brian & Lori Zimmerman  
 Brookover Land Enterprises  
 Carolyn & Charlie Withers  
 Centera Bank - Satanta  
 Centera Bank - Sublette  
 Charity Horinek  
 Cindy Warner  
 Circle Bar Heifner Ranch, LLC  
 Clint and Delaine Stalker  
 Conestoga Energy  
 Corner Express  
 Cowboy Dentist Farm, LLC  
 Craig & Nancy Groth  
 Custom Tech Blends Inc  
 Deric Crawford  
 Don & Diane Delaplane  
 Don & Penny Schwab  
 Donna Powell  
 Donna White Farms  
 Doris Cattle Company  
 Doug & Kelly Delaplane  
 Dustin & Kasie Winfrey Farms  
 Farm Bureau Financial Services  
 Faye Gibson  
 Fitzgerald Farms  
 G & E Winfrey Farms  
 Galen & Louise Wright  
 Garden City Coop  
 Gay Beth Moore  
 Gerald & Susan Stoppel  
 Gibson Seeds  
 Grant and Rhessa Webber  
 Green Plains of Sublette  
 Greeson Farms  
 Greeson Liquid Fertilizer  
 Heritage Feeders  
 Irsik & Doll  
 J & S Farms  
 Jacqueline Hall  
 Jerry Kennedy  
 Joan Unruh  
 Joe & Carol Scott  
 Joey Burcham  
 John Cauthon  
 Jordan Hefner Ag, Inc.  
 Joseph Welsh  
 Justin & Krista Groth  
 Kelly and Deb Brown  
 Kennedy Farms  
 KLC Farm  
 L & N Pump  
 Lana Miller, CPA  
 Lear Farms, Inc.  
 Linda and Jerry Kennedy  
 Lindsay Wright  
 Lopp Motors, Inc.  
 Marlon & Kandi Hoeffner  
 Mary Jo and Mike Sherwood  
 Matt and Lindsay Fitzgerald  
 Matt Lee  
 Michelle Leonard  
 Mike and Chloe Doharmann  
 Max Barkley LVS  
 Mid America Millwright  
 Montezuma Concrete, LLC  
 Moore Farms  
 Nikki McLain  
 Nutrien Ag  
 Overland Ag  
 Penner Trucking Inc.  
 Pinnacle Ag  
 Pioneer Seed - Jeff White  
 Pioneer Seed - Nikki McClain  
 Pit Stop Glass  
 Plains State Bank  
 Robin Waddle Agency  
 Rooney Farms  
 Roxann Beach  
 Rusty Sherwood  
 Ruth Eastin  
 Sal and Katie Limon  
 Satanta Auto & Tire  
 Satanta Napa  
 Sherri Kohman  
 Sherwood Farms  
 Sothern Pioneer  
 Southwest Ag Insurance  
 Southwest Gas Equip Co  
 Stoppel Dirt, LLC  
 Sublette Cooperative, Inc.  
 Sublette Feeders  
 Tabitha Ferrell  
 Teeter Irrigation  
 Tim & Lisa Kennedy  
 United Prairie Ag, LLC  
 Vada Jo Allen  
 Wagner Herefords  
 Walker Farms  
 Webber Farms  
 Western Prairie Farms  
 Winter Livestock

# Let's Have a Great Week of Fair!

**Thank you to all fair boosters!**

# 2020 HASKELL COUNTY FAIR PARADE

*WE HAVE A GOOD THING GROWING!*

Saturday, July 18<sup>th</sup>, 2020

Judging: 9:30 a.m. Parade: 10:30 a.m.

# WELCOME

Welcome to the 2020 Haskell County Fair! Come out and experience “We Have a Good Thing Growing!” at this year’s fair.

The Haskell County Fair Board would like to thank all those who have supported this endeavor. The fair board is extremely grateful to those individuals and groups who have volunteered their time, materials, ideas, services, and financial support and to those who enter or exhibit at the fair.

The fair board is excited about the county fair and hopes it will be a focal point for our community and a celebration that involves our entire county and the surrounding area.

Please circle one category: *Individual* *Group*

Name \_\_\_\_\_

Address \_\_\_\_\_

City \_\_\_\_\_

State \_\_\_\_\_ ZIP \_\_\_\_\_

Phone Number \_\_\_\_\_

### Fair Board Members

Rusty Sherwood ..... President  
Doug Delaplane ..... Vice President  
Marlon Hoeffner ..... Member  
Cody Prosser ..... Member  
Steffanie McAllister ..... Member

### Fair Employees

Bill Miller ..... Groundskeeper

### Wild West Extension District

Kristin Penner ..... District Director  
Lacey Noterman ..... Livestock Agent  
Devin Ramsey ..... 4H Agent  
Beverly Schnellbacher ..... Office Professional

### DIVISIONS

*Specify person(s), group, or type to be entered.  
Please see guide on page 8.*

Kids Parade \_\_\_\_\_

Youth Float \_\_\_\_\_

Adult Float \_\_\_\_\_

4-H Float \_\_\_\_\_

Commercial Float \_\_\_\_\_

Commercial Farm/Auto \_\_\_\_\_

Antique Car \_\_\_\_\_

Classic Car \_\_\_\_\_

Antique Machinery \_\_\_\_\_

Individual Costume \_\_\_\_\_

Horses \_\_\_\_\_

Horse Drawn Wagon \_\_\_\_\_

### Purpose

A properly conducted fair should and does result in increased production. No one factor does more to stimulate effort in the improvement in farm conditions than the county fair. It is there that the farmer has an opportunity to see and to compare his or her work with the efforts of others. Success in competing with one’s neighbors stimulates the farmer to greater efforts. It is the purpose of the Haskell County Fair Board to make this fair an educational institution and to encourage cooperation among farmers and business people in the various communities of the county.

### Liability of Exhibitors and General Public

In no case shall the Haskell County Fair or any of its officers be held responsible for damages in any loss, damage, injury, death or disability by disease, theft or from any other cause to any such property or to any person at the Haskell County Fairgrounds. The Haskell County Fair hereby refuses to assume any responsibility for the safety as bailee or otherwise, or any property brought upon the Haskell County Fairgrounds, said property being brought upon and kept upon said grounds at owner’s risk. The management reserves the right to exclude from the grounds any person or persons whom they deem undesirable or expel from the grounds such person.

### Water Fight

Anyone involved in the water fight, whether voluntarily or otherwise, may NOT physically force or dunk another person. Please use common sense and keep it under control. The fair association will not be responsible for any injuries or damages.

### Fair Office Hours

Tuesday, July 7<sup>th</sup> and Thursday, July 9<sup>th</sup>  
9:00 a.m. - 12:00 p.m. and 1:00 p.m. - 5:00 p.m.  
July 13<sup>th</sup> -17<sup>th</sup>, Monday - Friday  
9:00 p.m. - 5:00 p.m.  
Fair Week Daily 8:00 a.m.—??

You may also call to set up a time to meet 620-675-8176

On a separate piece of paper, please write a brief description or commentary about your entry to be read by the parade announcer. Thank you!

**Please return this form by July 15<sup>th</sup> to  
HCFA, P.O. Box 19, Sublette, KS 67877**

# We Have a Good Thing Growing!

## TABLE OF CONTENTS

Schedule of Events .....	Inside front cover
Welcome and General Information.....	3
Table of Contents.....	4

### 4-H & FFA SECTION

List of Classes & Good Neighbor Award.....	10
General Rules, Premium Amounts.....	11-12
Livestock Rules, Top Exhibitor, & Livestock Sale Rules.....	12-13
4-H & Open Class Beef (A, AA).....	14
4-H & Open Class Horse (B).....	15-16
4-H & Open Class Swine (C, CC).....	16
4-H & Open Class Sheep & Goats (D, DD).....	16-17
4-H & Open Class Showmanship & Round Robin (E, E1).....	17
4-H & Open Class Poultry & Rabbit (F, FF).....	17-20
4-H Crops (G).....	20
4-H Horticulture (H).....	20-21
4-H Electric (I).....	21&26
4-H Woodworking (J).....	27
4-H Rocketry (K).....	27-28
4-H Food Preparation (L).....	28-29
4-H Food Preservation (M).....	30
4-H Clothing, Style Review, Buymanship (N).....	30-32
4-H Heritage Fiber Arts (O).....	32-33
4-H Family Studies (P).....	33
4-H Visual Arts & Crafts (Q).....	34
4-H Photography ®.....	34-36
4-H Entomology (S).....	36-37
4-H Geology (T).....	37-38
4-H Self-Determined (U).....	38
4-H Dog, Cat, & Hand Pets (V).....	38-39
4-H Notebooks & Posters.....	39
4-H Educational Display (X).....	40
4-H Booths & Banners (Y).....	40
4-H Shepherd's Lead (Z).....	40-41
2019 Haskell County Fair Boosters.....	43

### Fair Forms

4H Add on Sheet.....	22-23
Fun Run Flyer.....	24-25
Parade Entry Form.....	42
Scholarship Winners.....	44



should consist of at least 60 percent wool exclusive of accessories. Entrants should select a garment or costume which will be most attractive and which will lend elegance to the class. Judging of the Shepherd's Lead will be based on: interview (25%); presentation of animal (25%); and presentation of person (50%). "The Wool Story" will be given to each individual upon entering to help them prepare for the interview.

### SHEPHERD'S LEAD

- Class 1 Ting Tots (6 years and younger)
- Class 2 Juniors (7-9 years old)
- Class 3 Intermediates (10-13 years old)
- Class 4 Senior (14-19 years old)
- Class 5 Adult (Age 20 and older)
- Class 6 Decorator Class (any age)

### Decorator

The objective of the Decorator Class is to promote the Sheep Industry lamb consumption or wool use through a theme expressed by the decorations on a sheep and sheep's show-person. The exhibits will be judged on the basis of their perceived effectiveness as a promotional display and on the artistry, attractiveness, and originality of the decoration. This means the decorator class will be judged on appearance only. The decorator is free to choose the pattern, design, colors and materials does not have to be wool.

### This class will be judged on:

- \*Attractiveness and suitability of the garment to the contestant.
- \*The contestant's artistry and appearance
- \*Contestant's ability to control and present the animal at halter.

# Love the 4H Life



## DEPARTMENT X - EDUCATIONAL DISPLAY

Superintendent: Becki Wright

### Special Rules

1. This department is designed as a display for project accomplishments that are not easily displayed by a poster.
2. Space is limited to approximately 3 feet by 2 feet.
3. Classes will be divided into Junior, Intermediate, and Senior Division.

### EDUCATION DISPLAY

Class 1 Educational Display Junior Division

Class 2 Educational Display Intermediate Division

Class 3 Educational Display Senior Division

## DEPARTMENT Y – BOOTHS & BANNERS

Superintendent: Becki Wright

1. All booths shall be completed by 1:00 - 4:00 p.m.: on Monday of the fair.
2. Booth will be approximately 6 ft. sq. Booths in south center portion of the 4-H building have floors approximately 28" high
3. Banners are two dimensional display, depicting one idea. The theme guidelines are the same for booths.
4. Banners should be made out of flame-resistant material.
5. Dimensions are to be no less than 12" and no more than 16 sq. ft, with no side less than 3 feet.
6. Banners must be hung on a rod and rope or hanging wire. Strong enough to support the banner.
7. Banners should be made of materials that permit the banner to be folded or rolled without damaging the display.
8. A label is to be attached to the front lower left-hand corner of the banner giving the name of the club, county, and year. Name of members is optional. Waterproof ink prevents smearing and is recommended for the label.

### BOOTH AND BANNER

Class 1 4-H Club Booth

Class 2 4-H Individual Booth, Junior

Class 3 4-H Individual Booth, Intermediate

Class 4 4-H Individual Booth, Senior

Class 5 4-H Club Banner

Class 6 4-H Individual Banner, Junior

Class 7 4-H Individual Banner, Intermediate

Class 8 4-H Individual Banner, Senior

## DEPARTMENT Z - SHEPHERD'S LEAD

1. Exhibitors are responsible to enter all exhibits on entry cards by the second Wednesday in July.
2. The Danish system of judging will be used. Under the Danish system, an exhibit must have received a blue ribbon in order to be named a Champion or a Reserve Champion. Also, there must be at least 3 entries in the class before a Champion or Reserve Champion can be named.
3. Only one entry may be exhibited per class per individual.
4. Clothing made as a school, 4-H, or any other organizational project may be entered.
5. Animals with Kansas origin do not require a health certificate, however, all animals will need to be inspected by the official Haskell County Fair Health Inspector. Lambs with active cases of club lamb fungus will not be allowed to show.
6. Exhibits, upon arriving, must be properly listed and tagged by exhibitor. Exhibitor must furnish own equipment and bedding for livestock entries. Exhibitors are required to clean stalls or forfeit premium money.

### Shepherd's Lead

Entries in these classes will be open to any exhibitor of the Haskell County Fair. The objective to these classes is to present sheep in the most attractive manner, to improve the image of the sheep show, and to give spectators an opportunity to view wee-groomed sheep being shown in halter by attractively dressed contestants wearing wool garments. Entrants may purchase or construct their own garment which

## SATURDAY EVENTS

July 18th

# Lindsey & TJ

## 5K and Fun Run

Pre-register by July 1<sup>st</sup>, 2020

On-site registration: 6:30 a.m. Sublette HS football field

Race starts at 7:30 a.m.

Form on pg.

## Parade

Judging at 9:30 a.m., Parade at 10:30 a.m.

You must be present and entered by 9:30 to be judged.

1. Kids' Parade - 1<sup>st</sup> = \$3.00, 2<sup>nd</sup> = \$2.00, 3<sup>rd</sup> = \$1.00
  - A. Best Decorated Bicycle - Boy/Girl
  - B. Best Decorated Tricycle - Boy/Girl
  - C. Best Cowboy/Cowgirl (under 6)
  - D. Best Cowboy/Cowgirl (6 and over)
  - E. Costume - Boy/Girl (under 6)
  - F. Costume - Boy/Girl (6 and over)
  - G. Group - 1<sup>st</sup> = \$5, 2<sup>nd</sup> = \$3.00, 3<sup>rd</sup> = \$2.00
  - H. Best Decorated Wagon
2. Floats - Non-profit Organizations - 1<sup>st</sup> = \$50, 2<sup>nd</sup> = \$30, 3<sup>rd</sup> = \$20
  - A. Adult
  - B. Youth
  - C. 4-H
  - D. Community Organization - Adult
  - E. Community Organization - Youth
3. Commercial
  - A. Float - same as above (Floats should incorporate fair theme.)
  - B. Farm Machinery and Autos (no judging)
4. Antique and Classic Vehicles - 1<sup>st</sup> = \$40, 2<sup>nd</sup> = \$20, 3<sup>rd</sup> = \$10
  - A. Antique Cars
  - B. Classic Cars
  - C. Antique Machinery
5. Best Individual Costume  
Man, Woman, Child (12 and under) \$15
6. Horses
  - A. Best Appearing Rider (Man, Woman) - \$15
  - B. Youngest Unassisted Rider - \$15
  - C. Oldest Rider - \$15
  - D. Best Appearing Riding Club - \$15
  - E. Best Horse Drawn Wagon - 1<sup>st</sup> = \$25, 2<sup>nd</sup> = \$15, 3<sup>rd</sup> = \$10

All floats should incorporate the fair theme *We Have a Good Thing Growing!* Please pre-register your entry. Mail entries to: Haskell County Fair Association, P.O. Box 19, Sublette, KS 67877, by July 15th.



Saturday, July 18th



## Demolition Derby

&

## Tough Truck Competition

Managed by Outlaw Promotions

**Where: Haskell County Fair  
Grounds - North of the rodeo  
arena**

**When: Saturday, July 18th  
Pits open at 1:00 pm  
Races Start at 5:00pm**



his dog on the leash properly and pose the dog according to breed requirements. Watch judge and avoid placing himself between dog and judge. Crossbred dogs can be shown as well as purebred in the 4-H Division.

3. The State 4-H Dog Rule Book rules will be followed.

### CAT

#### Special Rules

1. Animal should be in carrier and shown with harness and leash. All cat showman need to show proof of harness and leash or the member will not be allowed to show.
2. Proof of immunization records for cats must be checked before unloading the animal. Immunizations are: Pan-Leukopenia & upper respiratory shot, Rabies if over 3 mo. old, and Feline Leukemia Immunizations must have been within a year.

Class 9 Junior Showmanship

Class 10 Intermediate Showmanship

Class 11 Senior Showmanship

Class 12 Open Showmanship

### HAND PETS

1. Only members enrolled in hand pet projects eligible.
2. Exhibitors must provide a suitable cage.
3. All entries must be in good health and free of fleas
4. Pets will be judged for the following
  - A. Cleanliness
  - B. Alertness and personality
  - C. General health (fat, skinny, etc.)
  - D. Knowledge of proper care of pet.

Class 1 Gerbil

Class 2 Hamster

Class 3 Mouse

Class 4 Bird

Class 5 Ferrets

Class 6 Aquarium Pets (Fish, reptiles and amphibians)

Class 7 Other

### DEPARTMENT W - NOTEBOOKS & POSTERS

Superintendent: Becki Wright

#### Special Rules

1. Each exhibit must be the handiwork of the exhibitor.
2. Each exhibit must be clearly tagged.
3. Notebooks must consist of more than just the record sheet.

#### CLUB NOTEBOOKS

Class 1 Club Secretary Notebook

Class 2 Club Reporter Notebook

Class 3 Club Treasurer Notebook

Class 4 Club Historian Notebook

Class 5 Club Notebook (Other)

#### INDIVIDUAL NOTEBOOKS

Class 6 Any individual project record, Jr. (e.g. Hand held Pet, Vet. Science, Clothing, Carousel, Fun with Children, Cultural Arts, etc.

Class 7 Any individual project record, Int. (see e.g. Class 6)

Class 8 Any individual project record, Senior (see e.g. Class 6)

#### RECORD BOOKS

Class 9 Jr. 4-H Record Book (7-8 years old)

Class 10 Int. 4-H Record Book (9-13 years old)

Class 11 Senior 4-H Record Book (14-18 years old)

#### POSTERS

Class 12 Any individual project poster, Jr. (7-9 years old) (see e.g. Class 4)

Class 13 Any individual project poster, Intermediate (10-13 years old) (see e.g. Class 4)

Class 14 Any individual project poster, Senior, (14 years old and older) (see e.g. Class 4)

## Wednesday, July 22nd

### **BASIC GEOLOGY**

1. Display at least 15 rocks, minerals, and fossils collected during the current 4-H year. Exhibitor is limited to one exhibit box 18" x 24" x 3 1/2" with Plexiglas cover.
2. Specimen should be mounted in the box by proper groups: rocks, minerals, fossils. Fossils must be identified to the phylum level.
3. May only be enrolled in this class for 2 project years

### **INTERMEDIATE GEOLOGY**

1. Display at least 30 different rocks, minerals, or fossils, at least 5 of each. **Fifteen must be collected during the current 4-H year.**
2. Exhibitor is limited to one exhibit box 18" x 24" x 3 1/2" with Plexiglas cover.
3. Specimen should be mounted in the box by proper groups: rocks, minerals, fossils. Fossils must be identified to the phylum level.
4. May only be enrolled in this class for 2 project years

### **ADVANCE GEOLOGY I**

1. Display at least 45 rocks, minerals, or fossils, at least 5 of each. Fifteen must be collected during the current 4-H year.
2. Exhibit limited to two boxes 18" x 24" x 3 1/2" with Plexiglas cover
3. List the items as igneous, metamorphic or sedimentary.
4. Specimen should be mounted in the box by proper groups: rocks, minerals, fossils. Fossils must be identified to the phylum level.
5. May only be enrolled in this class for 2 project years

### **ADVANCED GEOLOGY II**

1. Display at least 60 rocks, minerals, or fossils, at least 5 of each. Fifteen must be collected during the current 4-H year.
2. Exhibit limited to two boxes 18" x 24" x 3 1/2" with Plexiglas cover.
3. May only be enrolled in this class for 2 project years

### **DEPARTMENT U - SELF DETERMINED**

Superintendent: Becki Wright

### **SELF DETERMINED**

- Class 1 Collections (coin, stamps, etc.)
- Class 2 Taxidermy
- Class 3 Models (cars, rockets, etc.)
- Class 4 Miscellaneous and other self-determined project work.
- Class 5 Scrapbooking

**NOTE:** Notebooks and Posters made in this project will be entered in Dept. W - Notebooks & Poster - Individual Project.

### **DEPARTMENT V - DOG, CAT & PET SHOW**

Superintendent: Terri Jones

### **DOG**

#### **Special Rules**

1. Dog must have collar and be on a leash.
2. Exhibitor must be with dog at all times.
3. Exhibitor must take dog home after being exhibited.
4. Members shall have a certificate from veterinarian showing dog's rabies and distemper shots, this must be checked before unloading the animal.
5. Jr. Division 7-9; Intermediate Division 10-13; Senior Division 14 and older.
6. Must enroll in both showmanship and Obedience to show in both at the fair.

- Class 1 Junior Showmanship
- Class 2 Intermediate Showmanship
- Class 3 Senior Showmanship
- Class 4 Novice Obedience
- Class 5 Graduate Novice Obedience
- Class 6 Preliminary Open Obedience
- Class 7 Open Obedience
- Class 8 Sub-Novice
- Class 9 Open Showmanship

1. Junior, Intermediate and Senior Showmanship: Dog and handler are judged as a unit. Dog is scored according to grooming, cleanliness, and performance. Ear, teeth, hair, and nails are inspected. Dog should be trained to move smoothly on a leash and to remain posed for judges examination.
2. Handlers must know how to show their own dog. He must move

38

## **Ranch Rodeo**

6:30 Calcutta  
7:00 p.m. Rodeo Starts  
Haskell Co. Rodeo Arena

A ranch rodeo is a traditional type of rodeo that includes teams of cowboys or cowgirls from different ranches compete against each other in events based on the type of work they do every day. Ranch rodeos are different from PRCA rodeos in several ways. The contestants are not professionals, instead they are usually full time ranch hands that compete for fun!

**At 6:30 there will be a Calcutta!** Come and bid on your favorite team for a chance to win MONEY!! If you buy the team that wins the rodeo you will receive 60% of the Calcutta money.

15 Spots Available - 4 Man Teams

Must be pre-entered one week prior to event  
Contact: Zane Edmondson 620-855-0911

\*\*\*\*\*



\*\*\*\*\*

## Thursday, July 23rd

### **PRCA Rodeo**

8:00 p.m.

**Kansas Professional Rodeo Association Approved Rodeo**  
**Stock Contractor: J & J Rodeo Co., Inc.**

<i>Bareback Broncs</i>	<i>Saddle Broncs</i>
<i>Calf Roping</i>	<i>Steer Wrestling</i>
<i>Team Roping</i>	<i>Barrel Racing</i>
<i>Bull Riding</i>	<i>Special Local Contests</i>

**Open online**

**[www.kansasprorodeo.com](http://www.kansasprorodeo.com)**

Friday, July 17<sup>th</sup> - Sunday, July 19<sup>th</sup> - 10:00a.m.- 4:00 p.m. CTRL

**Phone Entries**

620-275-1655

Sunday, July 19<sup>th</sup>, 12:00 p.m. - 4:00 p.m. CTRL

**Call Backs**

620-275-1655

Monday, July 20<sup>th</sup>, 8:00 a.m.- 10:00 a.m. CTRL

Day sheets can be viewed at <http://kansasprorodeo.com>

Contestants Facebook page: Kansas Professional Rodeo Association  
Spectator Facebook page: KS Pro Rodeo

*Thursday, July 23rd is ...*

**"Pink Out" Night at the Rodeo**

Has cancer touched your life or the life of a loved one?


**Take action...and WEAR PINK!**

Let's fill the stands with pink!

## Livestock Sale

Friday, July 24<sup>th</sup>  
Livestock Arena  
7:00 p.m.

The youth of Haskell County will sell their market steers, goats, sheep, swine, rabbits and chickens at the livestock sale. The buyer has the option of keeping the animal for slaughter or returning it to the floor. Also, "add-on" sheets are available to add money to a specific animal or animals. Call the extension office (675-2261) for more information or to place a phone bid.



### BASIC ENTOMOLOGY (7-8 year olds)

1. To be exhibited in a cigar sized box
2. Insect collection at least 6 orders. Minimum 15 to maximum 30 specimens.

### BEGINNING ENTOMOLOGY I

1. Display in one standard box a minimum of 50 and maximum of 125 species representing at least 7 orders.
2. Specimens should be grouped according to order with the order labels pinned to the base of the box.
3. **Members can exhibit in this class a maximum of 3 years, or until they receive a purple ribbon at the Kansas State Fair, whichever comes first.**

### BEGINNING ENTOMOLOGY II

1. Display in one standard box a minimum of 75 and maximum of 150 species representing at least 9 orders.
2. Specimens should be grouped according to order with the order labels pinned to the base of the box.
3. **Members can exhibit in this class a maximum of 3 years, or until they receive a purple ribbon, whichever comes first.**

### INTERMEDIATE ENTOMOLOGY

1. Display a minimum of 100 and a maximum of 300 insects representing at least 10 orders.
2. Two standard boxes can be used.
3. All specimens should be grouped to order. In addition, family identification is required for all insects in any **two** of the following six orders: orders of Orthoptera, Hemiptera, Homoptera, Coleoptera, Diptera, and/or Hymenoptera. Observe that the number of families identified in these two orders must be recorded on the box identification labels. Families represent subdivisions of order grouping, with family labels pinned to the bottom of the box to represent subdivisions of the appropriate order.
4. **Members can exhibit in this class a maximum of 3 years.**

### ADVANCED ENTOMOLOGY

1. Display a minimum of 150 and a maximum of 450 insects representing at least 12 orders.
2. Three standard boxes can be used. Family identification is required for all insects belonging to the six basic orders as outlined under the Intermediate phase. Family identification of insects in the remaining orders is optional, but desirable as long as accuracy is maintained. All butterflies appearing in the collection should be labeled with the correct common name.
3. **Members may continue to exhibit in this class for an unrestricted number of years as long as they remain eligible for 4-H membership.**

### DEPARTMENT T - GEOLOGY

Superintendent: Charity Horinek

1. The exhibit box should be 18" x 24" x 3½". Plexiglas covers are required. Boxes with glass covers WILL NOT be accepted. All specimens are to be arranged across the narrow (18") dimension of the exhibit box, making the exhibit 18" across the top and 24" deep exactly. If a box has a sliding Plexiglas cover, it must be removable from the top. Screws, locks, or other devices that would prevent judges from removing the cover should not be used.
2. Each exhibitor is required to identify each display box by placing an identification label bearing name, county and number of specimens in the upper left hand corner of the Plexiglas cover and by attaching a label with the same information on the lower right corner of the box (outside).
3. Geology specimens should be labeled with the number of the specimen, date collected, specimen name or description, and locality (county) where collected.
4. All specimens must be collected from locations in Kansas. Out of state specimens will not count in the minimum number for the class, nor will they be considered in the judging.

### GEOLOGY

- Class 1 Basic Geology - (Project years 1-2)
- Class 2 Intermediate Geology - (Project years 3-4)
- Class 3 Advanced Geology I - (Project years 5-6)
- Class 4 Advanced Geology II - (Project years 7-8)
- Class 5 Lapidary



years, each 8"x10" in size. All pictures must follow a theme. Only one theme per portfolio. Themes to choose from include: a. People, b. Animals, c. Scenic, d. Special Effect, e. Action.

3. Only one theme may be entered each year but the 4-H'er can enter this class each year that they are eligible.
4. Mounting procedures will be the same as other photographs, except colored matte board is allowed.
5. Pictures which are entered in the Portfolio class must **NOT** have a duplicate copy in the regular 4-H classes.

## DEPARTMENT S - ENTOMOLOGY

### Special Rules

1. A 4-H member may exhibit in the collection and/or educational class for the phase in which they are enrolled.
2. The Advanced Entomology classes are for 4-H members enrolled in a Self Determined project.
3. All entries are to be placed in Plexiglas covered (Plexiglas required) wooden boxes with outside measurements of 18" x 24" x 3½". Display boxes with glass covers WILL NOT be accepted. See the specific phase for box and specimen number limitations. Arrange specimens in box so the box can be displayed lengthwise.
4. Each exhibitor is required to identify each box by placing an identification label bearing exhibitor's name, county or district and the class. One label goes in the upper left corner of the box (inside) and the other on the lower right corner of the box (outside). Arrange specimens in the box so it can be displayed lengthwise.
5. The number of orders, specimens (and families where required) must be included on the exhibitor's box identification label.
6. Arrangement of specimens: The preferred method is to arrange the insects in groups or rows parallel to the short sides of the box. Arrangements that run lengthwise of the box are frequently downgraded in judging. Specimens are to be arranged in the box according to Order. Begin with the more primitive orders first (Collembolan) and follow the sequence used in Insects in Kansas, as revised in 2016.
7. For each collection class, two labels will be centered on the pin beneath each specimen. First (closest to the specimen) is the common name label and the second label is a date/locality label.
8. Emphasis in judging will be placed on the overall variety of Kansas insects represented in the collection, accuracy of identification, skill and technique acquired in mounting of specimens, and overall arrangement and appearance of the collection.
9. Specimens of soft bodied insects such as aphids, lice, collembola, termites and etc. should be exhibited in alcohol filled vials; however, the use of alcohol filled vials should be limited to only those specimens that lose their shape when pinned, since the vials pose a significant hazard to the rest of the collection if they become loose in transit.
10. Champion and Reserve Champion will be awarded in Educational Exhibits; beginning; intermediate; and Advanced entomology if the exhibits are deserving.
11. Grand and Reserve Champion rosettes will be awarded if the judge considers the exhibits worthy.

### ENTOMOLOGY

- Class 1 Educational Exhibit
- Class 2 Basic Entomology (7 - 8 years old)
- Class 3 Beginning Entomology I
- Class 4 Beginning Entomology II
- Class 5 Intermediate Entomology
- Class 6 Advanced Entomology

### EDUCATIONAL ENTOMOLOGY EXHIBITS

Educational displays are to be exhibited in one standard size insect box and identified by use of an identification label as discussed above. It is to include the exhibitor's name, county or district, and class. Information on numbers and kinds of insects is not needed for educational exhibits. Displays may consist of specialized groups of insects, or relate to any aspect of insect life. Displays should be presented in a clear, concise, and interesting manner.

1. Educational classes are limited to one standard box, a maximum of 150 specimens, and work performed during the current year. Title of the exhibit should be indicated inside the box.
2. Purpose of the project is to learn more about the importance, life cycles, biology, ecology, diversity, etc. of insects and related arthropods. Subject matter can be as varied as the animals themselves.

### PROTESTS

Any exhibitors lodging a protest of complaint must first deposit \$50 with a Fair Board member, which will be forfeited to the Fair Association in the event the claim is not sustained. Every protest or complaint must be made in writing to a member within 12 hours of the incident, and signed by the protester. If it relates to awards, protest must be filed within 12 hours after the award is made. In no case will protests be accepted after 5:00 p.m. on Friday of the fair.

### LIABILITY

1. The Fair Board and the Fair Association are responsible neither for accidents, fire, theft of exhibits, nor injuries to persons. Exhibits shall be displayed at the owner's own risk.
2. **Under Kansas law, there is no liability for an injury to or the death of a participant in domestic animal activities resulting from the inherent risk of domestic animal activities pursuant to sections 1 through 4 of KSA 60-208. Exhibitor assumes the risk of participating in this domestic animal activity.**

### IMPORTANT!

4-H sections are organized as follows:  
 DEPARTMENT  
 DIVISION  
 CLASS

Please read your fair book carefully and use entry cards and forms.

### DEPARTMENT AA -- BEEF

See 4-H section for rules, classes, and superintendents.

### DEPARTMENT BB -- HORSES

See 4-H section for rules, classes, and superintendents.

### DEPARTMENT CC -- SWINE

See 4-H section for rules, classes, and superintendents.

### DEPARTMENT DD -- SHEEP & GOATS

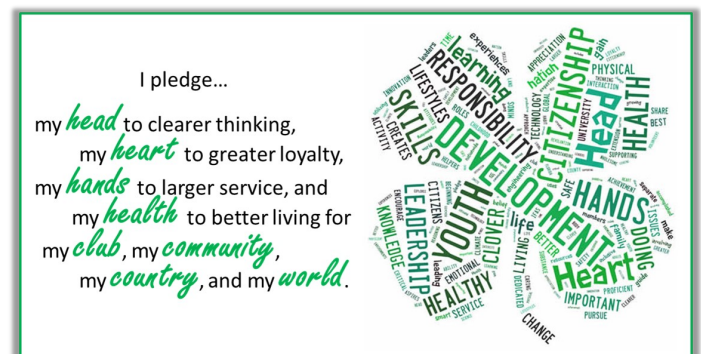
See 4-H section for rules, classes, and superintendents.

### DEPARTMENT EE -- SHOWMANSHIP

See 4-H section for rules, classes, and superintendents.

### DEPARTMENT FF -- POULTRY & RABBITS

See 4-H section for rules, classes, and superintendents.



**K-STATE**  
 Research and Extension

**4-H SECTION  
TABLE OF CONTENTS**

4-H & FFA Rules  
 Livestock Rules  
 Top Exhibitor Award  
 Livestock Sale Rules  
 Department A - Beef  
 Department B - Horse  
 Department C - Swine  
 Department D - Sheep & Goats  
 Department E - Showmanship  
 Department E1 - Round Robin  
 Department F - Poultry & Rabbits  
 Department G - Crops  
 Department H - Horticulture  
 Department I - Electric  
 Department J - Woodworking  
 Department K - Rocketry  
 Department L - Food Preparation  
 Department M - Food Preservation  
 Department N - Clothing, Style Revue & Buymanship  
 Department O - Heritage Fiber Arts  
 Department P - Family Studies  
 Department Q - Arts and Crafts  
 Department R - Photography  
 Department S - Entomology  
 Department T - Geology  
 Department U - Self-Determined  
 Department V - Dog, Cat & Hand Pets  
 Department W - Notebooks & Posters  
 Department X - Educational Display  
 Department Y - Booths & Banners  
 Department Z - Shepherd's Lead



**Good Neighbor Award  
Will not be awarded this year, 2020.**

**Purpose**

Patsy Redd is a past 4-H parent, community leader, volunteer and a true friend of Extension. She believes in the promise of youth to build a better tomorrow. This award is given by her to promote citizenship, sportsmanship, and most of all - to "Love Thy Neighbor."

**Eligibility**

Must be a current Haskell County 4-H member, ages 12 -18 by January 1<sup>st</sup> of the current year. A committee will select the winners.

**Requirements**

1. Actively demonstrates genuine care for the community
2. Shows citizenship qualities
3. Possesses a positive attitude and shows good sportsmanship
4. A short essay highlighting the reasons the nominee is deserving of the award
5. Nominating forms are available during the fair at the 4H Exhibit Building; complete and return the application by Friday of the fair at 12:00 p.m. to the Haskell County Extension Office.

- 2019** Kara Kunselman and Ashley Kennedy  
**2018** Laiten Greeson, Shelby Clark, Trenton Kennedy, Mara Wright  
**2017** Carl Kunselman and Ainsley Horinek  
**2016** Jody Zimmerman and Andrea Wagner  
**2015** Brandon Norman, Scott Schneider, Elizabeth Horinek  
**2014** Kris Wagner, Danielle Smith  
**2013** Clayton Zimmerman, Noah Horinek, Melissa King  
**2012** Emma Stalker, Rachel Zimmerman, Hannah Horinek  
**2011** Monet Howe, Macy Randles, Ashlee Schneider, Hope Horinek  
**2010** Evan Kisner, Ceann Greeson  
**2009** Lana McDonald, Chase Lumley, Eli Stalker

2. The exhibit will consist of one photo no smaller than 7x9 or no larger than 8x10 mounted on 11"x12.5" white poster board or studio mount. Photo can be mounted vertical or horizontal, but **the mounting board must be vertical**. An identification tag obtained from the Extension Office should be attached to the front of the photo mount at the bottom. Use 1" wide masking tape – fold tape around the edge of the mount; do not stick tape to the front of the mount.
3. PHOTOGRAPHY ENTRIES MUST BE MOUNTED ACCORDING TO THE STATE FAIR RULES. Photos improperly mounted will have their ribbon placing lowered one place.
4. On the back of the mount, write; the exhibitor's name, address, photo class, location where the photograph was taken and the Extension Unit.
5. Recommended photography spray glue for mounting photographs.
6. No lettering will be permitted on the mount or on the photograph only on form provided. No underlays or borders are to be used.
7. Photographs should be trimmed.
8. Photographs exhibited shall be the result of the current year's project work.
9. Color Photographs are the same as black and white and are eligible for Overall Championships.
10. A Best of Show Award will be given according to the judge's opinion in this department. Only Grand Champion Exhibits will be eligible.
11. Photos with live subject(s) on railroad right away or ten feet from railroad right of way property will not be displayed in Kansas 4H photography and will be disqualified and not judged.

**Haskell County Sunflower Awards Rules**

The photography judge will select the best 5 photos according to these criteria:

1. The picture which best illustrates effective and unique lighting.
  2. The picture which most effectively uses leading lines to enhance composition.
  3. The picture which best illustrates effective framing of the subject.
  4. The picture which most effectively uses an off-center subject for dynamic composition.
  5. The picture which best depicts the farming/agriculture industry.
- ALL PHOTOS, REGARDLESS OF OTHER AWARDS RECEIVED, ARE ELIGIBLE FOR THE SUNFLOWER AWARD.**  
 \*The 5 photos will be designated at the Haskell County Fair with a Sunflower sticker in the "Special Awards" section on the entry form.

**ADVENTURES WITH YOUR CAMERA**

- Class 1 People, Junior  
 Class 2 Animals, Junior  
 Class 3 Scenic/Landscape, Junior  
 Class 4 Action, Junior  
 Class 5 Special Effects, Junior  
 Class 6 Miscellaneous, Junior  
 Class 7 Human Interest, Junior  
 Class 8 Nature, Junior  
 Class 9 People, Intermediate  
 Class 10 Animals, Intermediate  
 Class 11 Scenic/Landscape, Intermediate  
 Class 12 Action, Intermediate  
 Class 13 Special Effects, Intermediate  
 Class 14 Miscellaneous, Intermediate  
 Class 15 Human Interest, Intermediate  
 Class 16 Nature, Intermediate  
 Class 17 People, Senior  
 Class 18 Animals, Senior  
 Class 19 Scenic/Landscape, Senior  
 Class 20 Action, Senior  
 Class 21 Special Effects, Senior  
 Class 22 Miscellaneous, Senior  
 Class 23 Human Interest, Senior  
 Class 24 Nature, Senior
- Classes 5, 13, 21 - Special Effects - In this class you must do something to the photo other than change the settings on your camera.

**SPECIAL UNIT - PORTFOLIO CLASS**

1. This class is limited to 4-H'ers who have 5 years or more of experience in Photography and are using an adjustable single lens reflex camera.
2. The portfolio must contain 5 pictures taken within the last five

color and design scheme of the room. Explanation will be considered in total score.

- Class 1 Pair of curtains or draperies
- Class 2 Original wall hanging (other than picture)
- Class 3 Original decorative accessories (picture, pillow, rugs or any accessory other than wall hangings)
- Class 4 Wall hanging (using a kit)
- Class 5 Decorative accessories (using a kit) including pictures, pillow, rugs, or any accessory other than wall hanging
- Class 6 Piece of repaired furniture
- Class 7 Piece of refinished furniture
- Class 8 Pillow case
- Class 9 Bulletin board (showing its use)
- Class 10 Handmade shelves
- Class 11 Bedspread made by exhibitor
- Class 12 Any other handmade object or article

#### POSTERS AND NOTEBOOKS

May include swatches, colors, stories, photos and project records which detail what was accomplished this year with a given indication of long term plans.

- Class 13 Poster
- Class 14 Notebook

#### DEPARTMENT Q - VISUAL ARTS & CRAFTS

Superintendent: Celeste Kunselman

- 1. 4-H'er may enter 3 items per class in all ceramics, arts and crafts phases in which member is enrolled.
- 2. Article must be tagged (stickers available at Extension Office).
- 3. No State Fair crafts classes available, but there is a display. Three items will be selected by the judges with 2-3 alternates.
- 4. Put age as January 1 on upper right hand on entry card.
- 5. School, church, camp, etc. crafts **ARE** eligible.
- 6. A Best of Show Award will be given according to the judge's opinion in this department. Only Grand Champion Exhibits will be eligible.

Three exhibits will be selected to be displayed at State Fair. Entries will not be judged but will receive participation ribbons.

- Class 1 Ceramics, Junior
- Class 2 Drawing & Sketching, Junior
- Class 3 Painting/Freehand, Junior
- Class 4 Painting/Transfer, Junior
- Class 5 Carving, Junior
- Class 6 Leather, Junior
- Class 7 Stitchery, Junior (cross stitch, quilting, latch hook, etc.)
- Class 8 Fabrics & Fibers, Junior (macramé, weaving, etc.)
- Class 9 Crafts, Junior
- Class 10 Miscellaneous, Junior
- Class 11 Ceramics, Intermediate
- Class 12 Drawing & Sketching, Intermediate
- Class 13 Painting/Freehand, Intermediate
- Class 14 Painting/Transfer, Intermediate
- Class 15 Carving, Intermediate
- Class 16 Leather, Intermediate
- Class 17 Stitchery, Intermediate (cross stitch, quilting, latch hook, etc.)
- Class 18 Fabrics & Fiber, Intermediate (macramé, weaving, etc.)
- Class 19 Crafts, Intermediate
- Class 20 Miscellaneous, Intermediate
- Class 21 Ceramics, Senior
- Class 22 Drawing & Sketching, Senior
- Class 23 Painting/Freehand, Senior
- Class 24 Painting/Transfer, Senior
- Class 25 Carving, Senior
- Class 26 Leather, Senior
- Class 27 Stitchery, Senior (cross stitch, quilting, latch hook, etc.)
- Class 28 Fabrics & Fiber, Senior (macramé, weaving, etc.)
- Class 29 Crafts, Senior
- Class 30 Miscellaneous, Senior

#### DEPARTMENT R - PHOTOGRAPHY

Superintendent: Maureen Wagner

- 1. Each exhibitor is limited to two black and white and two color entries in each class.

#### Haskell County 4-H & FFA General Rules

- 1. JUNIOR DIVISION - 7-9; INTERMEDIATE DIVISION - 10-13; SENIOR DIVISION - 14 and older. All ages are as of January 1 of the current exhibit year. Clubs determine enrollment for county. Must be officially enrolled in either 4-H or FFA and meet all deadlines. Entries will not qualify for state fair unless otherwise stated in state rules (based on age).
- 2. FFA members will exhibit under 4-H Division rules.
- 3. During consultation judging, the only people allowed in the 4H building will be superintendents, judges and extension staff. Please wait for your scheduled time to enter the building.
- 4. Most exhibits will be released beginning at 7:00 p.m. on Friday, and must be removed by 10:00 p.m. Those in charge will assume no responsibility for exhibits on the fairgrounds after the closing of the fair. Exception is livestock.
- 5. Exhibits must be from projects enrolled in and must be property of the exhibitor to be certified by the leader or instructor of projects at the time entries are made. All market animals entered in the 4-H and FFA Livestock Show must have been properly identified, and weighed at the county weigh in, with the Kansas 4-H ear tag or Haskell County 4-H ear tag with numbers identical to those on record with the County Agents and FFA Teacher in order to be eligible to show. All exhibits are to be from current projects that have been started and owned on or before 120 days prior to fair for the beef project and 90 days for sheep, swine, & meat goat.
- 6. The same articles or projects cannot be exhibited more than one year except in breeding livestock unless it is a continuing project such as entomology, geology or 2<sup>nd</sup> year bucket calf.
- 7. Exhibitors in the 4-H and FFA department must be members who are at least seven years of age and have not passed their nineteenth birthday on or before January 1 of the exhibit year.
- 8. Rules Interpretation Committee (*Non-Livestock Projects*): Any exhibitors lodging a protest or complaint must first deposit \$5 with the Haskell County Extension Board which will be forfeited to the 4-H Council in the event the claim is not sustained. Every protest or complaint must be in writing signed by the protester and must be made within 12 hours after the award is made or the incident occurred. In no case will protests be accepted after 12 noon on Friday of the Fair. The committee will consist of 5 persons to be: Agriculture Extension Agent, FCS Extension Agent; 1 4-H Club Leader; 1 Superintendent (of the department affected); 4-H Council President. (Note: FFA Advisor may also be included if an FFA member or issue arises).
- Rules Interpretation Committee (*Livestock Projects Only*): Any exhibitors lodging a protest or complaint must first deposit \$5 with the Haskell County Extension Board which will be forfeited to the 4-H Council in the event the claim is not sustained. Every protest or complaint must be in writing signed by the protester and must be made within 12 hours after the award is made or the incident occurred. In no case will protests be accepted after 12 noon on Friday of the Fair. The committee will consist of the Haskell County Livestock Show & Sale Committee, Agriculture Extension Agent; FCS Extension Agent; FFA Advisor (may also be included if an FFA member or issue arises).
- 9. Non-livestock entries must receive a State Fair quality designation to be eligible to be shown at the Kansas State Fair, provided classes are offered.
- 10. Judging is by Danish system:
  - Blue = Excellent quality of work, above average
  - Red = Good quality of work, average expected of age and experience
  - White = Improvement needed in some areas, below average expected of age and experience
  - Participant = Exhibit does not meet requirements or expectationPhase and Overall Grand & Reserve Champions selected from top blue exhibits  
Overall Grand and Reserve Champions and All-Around Awards will be given at the judge's discretion.
- 11. The Superintendent of each division will be in charge of all exhibits in his or her division and all questions should be directed to the Superintendent under the supervision and consultation of the County Extension Agent.
- 12. Each exhibitor is limited to one entry per class in all divisions except livestock, notebooks & posters, or where otherwise stated.
- 13. Best of Show Awards will be given according to judge's opinion in departments with variations in characteristics of exhibits. These

departments include Food Preparation & Food Preservation combined; Clothing; Style Revue; Knitting & Crochet; Arts & Crafts; Photography. Only Grand Champion exhibits are eligible for this award.

14. No exhibitor will be awarded more than \$125 in 4-H Ribbon premium money.

15. All entries must be pre-entered 2 weeks prior to fair.

#### **4-H Premiums**

##### **Departments A-E**

Blue = \$10

Red = \$7.50

White = \$5

Participation = \$0

Class Champion = \$5

Class Reserve Champion = \$5

Grand Champion = \$10

Reserve Grand Champion = \$8

##### **Departments F-CC**

Blue = \$3

Red = \$2

White = \$1

Participation = \$0

Class or Phase Champion = \$3

Class or Phase Reserve Champion = \$2.50

Grand Champion = \$5

Reserve Grand Champion = \$4

### **HASKELL COUNTY LIVESTOCK RULES**

1. Each exhibitor of livestock must furnish their own feed and care for their own animals. Sheep, goats, and cattle are to be bedded on sand.
2. Each exhibitor must show his or her own livestock or project exhibit. In classes where an exhibitor has 2 or more entries, the other entry must be shown by a Haskell County 4-H or FFA member. The Exhibitor must show his or her own animal in the Showmanship classes.
3. Any exhibitor failing to properly care for, clean, and feed livestock will forfeit premium awards on the project.
4. All animals entered in the 4-H and FFA Livestock Show must have been properly identified, and weighed at the county weigh in, with the Kansas 4-H ear tag or Haskell County 4-H ear tag with numbers identical to those on record with the County Agents and FFA Teacher in order to be eligible to show. All exhibits are to be from current projects that have been started and owned on or before 120 days prior to fair for the beef project and 90 days for sheep, swine, & meat goat.
5. Only animals that meet the minimum and maximum weight requirements will be eligible for Grand Champion or Reserve Grand Champion honors.
6. An individual is allowed only to show one species in the Round Robin. If eligible in more than one species, the individual must choose between the two. However exhibitor's choice is subject to approval and/or change by Superintendent's as to allow for more participants to compete. Youth placing in the unchosen species will be advanced provided the youth received a BLUE ribbon in showmanship and 4th place or higher in the showmanship class.
7. A veterinarian will be present to inspect all animals to see there is no evidence of a contagious or infectious disease. All animals will be inspected at the time of unloading.
8. Animals that cannot be controlled by the exhibitor should be removed from the fairgrounds as soon as possible. The Haskell County Livestock Show & Sale Committee with the Agriculture Agent will determine if high strung livestock can be shown.
9. The same animal may not be entered in Youth and Open Class. Also, the same animal may not be shown in market and breeding classes.
10. Stall Fees: \$5 for beef, sheep, goats, and swine per head; \$2 for rabbits and poultry per cage. This fee will be deducted from the premium check and will be donated to the Livestock Committee unless the exhibitor or family representative is on hand for both pre-fair and post-fair clean up. It is the responsibility of each family to be sure they sign up at the appropriate place, at each clean-up, to verify they were in attendance.
11. All livestock must abide by the Kansas Animal Health Department Guidelines for County and State Fairs.

both articles must be shown together. Fasten articles together securely with yarn.

4. Special consideration will be given to articles which are of original design. Such articles should have a note attached explaining the original design.
5. The exhibitor may attach an index card, no larger than 3"x5" with the entry form to give the judge any information which the exhibitor thinks would be helpful for the judge to know. Explain whether you created the fabric for a knitted article by hand or by a knitting machine. Explain if the exhibit contains any recycled materials, or is made of at least 90% wool.
6. Exhibitors are expected to be enrolled in the Heritage Fiber Art project in which they are entered. When the exhibit is a sewn garment that also includes one or more Heritage Fiber Art techniques (i.e. knitting, crochet, needle arts, or patchwork and quilting), the determination of what division (Clothing or Heritage Fiber Arts) and class in which to enter will be left with the 4-H participant.
7. All exhibits which need to be hung, **MUST** have appropriate hanger, rod, wire or other mechanism attached in order to be properly displayed.
8. There are no age-specific classes in Heritage Fiber Arts. The Exhibitor's age and years in the project will be considered by judges.

Class 1 Crochet, an article

Class 2 Knitting, an article made either by hand or by knitting machine (See #6 above)

Class 3 Needle Arts, an article created by hand using any of the following techniques: a) embroidery and cross-stitch; b) needlepoint; c) candlewicking; d) crewel; e) lacework; and /or f) appliqué.

Class 4 Patchwork and Quilting, an article

Class 5 Rug making, a rug

Class 6 Spinning, a skein

Class 7 Weaving, a woven article

Class 8 Ethnic Arts, an article

Class 9 Macrame, an article

### **DEPARTMENT P - FAMILY STUDIES**

#### **Special Rules**

1. Articles may have been used before exhibited, but if so, must be carefully laundered or cleaned before being exhibited.
2. All exhibits must be accompanied by current complete Home Environment Record Sheet.
3. Each entry needs to be labeled with the 4-H'ers name, address and class number.
4. All 4-H Home Environment group exhibits shall be accompanied by a brief story in which the member tells about his/her project. The room selected, the plans for this year, long range improvement plans, and how they were made. Articles may be hand made or purchased.
5. Articles may be hand made or purchased.
6. Each 4-H'er will need to reserve a booth 2 weeks before the fair begins by calling Extension Office. A \$1.00 booth deposit will be charged and returned after exhibit is removed from the booth.
7. All booths must be pre-entered, by the 2<sup>nd</sup> Friday in July, or a booth space will not be made available to set-up the exhibit.

#### **Score Card**

Plan and Story 20

Use of Color 20

Use of Design 20

Combination of Things 20

Total 100

#### **BOOTH EXHIBITS**

1. Each exhibit is to consist of no less than three articles.
2. This booth must be set up for display for public viewing to complete the Home Improvement Project.

Class 1 Junior Home Environment Exhibit

Class 2 Intermediate Environment Exhibit

Class 3 Senior Home Environment

#### **SINGLE EXHIBITS**

Article made by the 4-H'er for the home. Include explanation of how it was made, cost, pictures, pattern, etc. Describe how it fits into the

etc.)

- Class 52 Western wear, Junior
- Class 53 Best dress and suit, Junior

### Intermediate

- Class 54 Casual wear, Intermediate
- Class 55 Sportswear, Intermediate
- Class 56 Budget outfit, Intermediate (Complete outfit must cost no more than \$25.00, includes all outer garments and accessories and shoes (unless shoes were already included in wardrobe)
- Class 57 Other outfit, Intermediate (sleep, dance, rain, outerwear, costume, etc.)
- Class 58 Western wear, Intermediate
- Class 59 Best dress and suit, Intermediate

### Senior

- Class 60 Casual wear, Senior
- Class 61 Sportswear, Senior
- Class 62 Budget outfit, Senior (Complete outfit must cost no more than \$25.00, includes all outer garments and accessories and shoes (unless shoes were already included in wardrobe)
- Class 63 Other outfit, Senior (sleep, dance, rain, outerwear, costume, etc.)
- Class 64 Western wear, Senior
- Class 65 Best dress and suit, Senior

### STYLE REVUE

1. Style revue entrants must participate in the public fashion show to receive ribbons and premium monies.
2. Participant may model one Constructed outfit and one Buyman-ship outfit.
3. Senior Grand Champions in Construction and Buymanship are eligible to participate in State Fair judging at Hutchinson.

### DECORATE YOUR DUDS

#### What you will learn:

1. Experiment with a variety of textile crafts.
2. Decorate a garment of your choice, such as a t-shirt, pants, jacket, blouse/shirt, dress, etc.
3. Use different ideas and tools to create or modify a design.
4. Practice modeling skills.

#### Rules:

1. An exhibit shall consist of no more than three coordinated main garment pieces. (not necessary items, i.e. shoes, jewelry, hats, etc.
2. Items will be entered in Style Revue portion

- Class 66 - Junior
- Class 67 - Intermediate
- Class 68 - Senior

### STYLE REVUE GUIDELINES FOR CONSTRUCTION, PURCHASED GARMENTS, & DECORATE YOUR DUDS

1. To understand and demonstrate a wardrobe plan.
2. To understand how selected garments and accessories enhance their personal/public presentation.
3. To understand the value of this garment/outfit and how it fits into the family's clothing budget.
4. To be able to describe how they have accepted personal responsibility in caring for their garment/outfit.
5. To visually demonstrate personal fitness and grooming and clothing/accessories comfort and safety.
6. To be able to describe how they cared for the garment/outfit and how it has proved to fit into their wardrobe plan.

### DEPARTMENT O - HERITAGE FIBER ARTS

1. No exhibit will be released for any other use. Heritage Fiber arts exhibits cannot be used for any of the Fashion Revue classes.
2. Identification Label:
  - Type or print on 3" x 2 1/2" piece of cloth: class number, county, and exhibitor's name;
  - Sew or safety pin this ID label on the corner of flat articles;
  - For garments, attach ID label to the front left shoulder seam, or left side of waistband, as if you were wearing the garment.
3. When articles which are normally worn as a pair are exhibited,

12. All Sexually intact ewes and wethers must be identified with an official USDA premise ID tag. The USDA premise ID tag must be in place by the initial weigh in and throughout the 4-H year in order to exhibit at the county fair.
13. All sexually intact does and wethers must be identified with a registered tattoo of an official USDA premise ID tag. Kids, under 8 weeks of age, accompanying their dams, are exempt from tagging requirements. The USDA premise ID tag must be in place by the initial weigh in and throughout the 4-H year in order to exhibit at the county fair.
14. All livestock shows will be a no fit show, "Blow and Show." No fit at the Haskell Co. Fair is defined as using, no adhesive, glue, paint, or powder products.
15. Only the Haskell County 4-H exhibitors, with the assistance of their family, or project leaders, may groom his or her own animal.
16. No intact males may be shown.
17. Tranquilizing of animals is prohibited.
18. Unsound animals will not be allowed to sell or have the option to be placed on the floor.
19. All livestock exhibitors must complete a Haskell County Housing Nomination Form in order to exhibit at the Haskell County Fair.
20. All market animals must be secured in appropriate barns.
21. Livestock weigh-in time will be enforced. Livestock will only receive one opportunity to walk across the scales. Weights are final, NO WEIGH BACKS.

### LIVESTOCK SALE RULES

1. Minimum and maximum sale weights established. All animals are eligible to show regardless of weight. Any animal weighing over the maximum limit may sell their animal in the premium sale, but at the top weight limit; i.e. steer weighing 1500 lbs. may sell at 1450 lbs. Any animal below the minimum sale weight is eligible to show, but cannot sell at the youth premium sale.

#### SALE WEIGHTS

Minimum/Maximum

Cattle 1050 / 1450

Swine 220 / 300

Sheep 105 / 165

Goat 50 / 115

2. Each exhibitor may sell only one animal per species (i.e. 1 hog and /or 1 lamb and /or 1 beef) and must sell their own animal through the sale ring.
3. Each exhibitor has the option to enter their animal in the carcass show, if available, or sell their animal to the floor bid.
4. Entrants having extra animals have the option to sell at the base bid, take to a harvesting facility, or take home, provided there are no health restraints and the base bidder agrees to purchase the additional animals.
5. All exhibitors with intentions to participate in the Haskell County Youth Livestock Sale must attend Livestock Quality Assurance Training.
6. Animals returning home are to be removed from the barns Friday by 5:00 p.m. No exceptions can be made to avoid confusion when loading out sale and carcass show livestock. All livestock must be checked off by the Superintendent before they may be removed from the fair grounds.
7. Intent to sell cards are due 30 minutes after each show.
8. No animal sold may re-sell at another fair or show.
9. Only animals that meet the minimum & maximum weight requirements will be eligible for Grand Champion or Reserve Grand Champion honors.
10. All poultry and rabbit exhibits may be returned to the seller if the buyer doesn't want to keep them. Once these animals go through the auction, they may not return to any future fairs as an exhibit.
11. Bucket calves are allowed in the youth livestock sale. Youth may only sell one bucket calf. Calf may be returned to seller if the buyer doesn't want to keep it. Once the calf goes through the auction, it may not return to any future fairs as an exhibit.
12. Floor prices for all 4 - H and FFA Livestock will remain open until 5 p.m. on Wednesday during fair week. If interested in placing a bid please call the Haskell Co. Extension office at 620-675-2261.
13. Any 4H member with the intent to sell livestock in the Haskell County Youth Livestock Sale must attend majority (1 over 1/2) of his or her 4H club monthly meetings from October to July.

### **RATE OF GAIN CONTEST**

**Will not be awarded this year, 2020.**

There will be a rate of gain contest for market beef, sheep, goat and swine. It will be based on the beginning weight (County weigh-in) minus the final weight (County Fair weigh-in) divided by the number of days on feed. All market beef, sheep, goats and swine that meet the Market Sale weight requirement are eligible for the contest. Special awards will be presented to the top placing in each species.

### **HERDSMANSHIP AWARD**

**Will not be awarded this year, 2020.**

The Herdsmanship award will be presented to a 4-Her that does an outstanding job of presenting their livestock exhibit and maintaining a clean and orderly stall and work area during the fair. Award will be presented at the Haskell County 4-H Achievement Banquet.

### **DEPARTMENT A – BEEF**

Superintendent: Bret Rooney & Tim Kennedy

If you qualify for the round robin with two species, you must tell one of the superintendents for the round robin division, 30 minutes after the show, which specie you choose to show in the round robin.

### **MARKET**

- Class 1 - English Steer
- Class 2 - Continental Steer
- Class 3 - Crossbred Steer
- Class 4 - Bucket Calf
- Class 5 - Second Year Bucket Calf
- Class 6 - Market Heifer
- Class 7 - Pen of 3

### **BREEDING**

- Class 8 - Breeding Heifer
- Class 9 - Cow/Calf Pair

### **MARKET**

1. Superintendent and show management have the right to combine classes to make the show more efficient.

### **BUCKET CALF**

Note: The bucket calf is an orphan or newborn calf; male or female, fed on the bucket or bottle. Must be born after January 1 of current year and follow guidelines in the 4-H Bucket Calf project manual.

1. Only members under 7-12 years of age, as of January 1 of the current year, may exhibit.
2. Pee-Wee's will show in an Open Class separate from the 4-H Bucket Calf Show. They will not be eligible for the Champion Bucket Calf Showman.
3. Calf must be a steer or heifer.
4. Calves will not be judged on conformation, but emphasis is on knowledge of project, showmanship, and grooming.
5. Limited to one entry per exhibitor.

### **SECOND YEAR BUCKET CALF**

1. Must follow same rules and weight requirements as market steer and heifer to be able to sell at the youth premium sale.
2. Project must be a tagged bucket calf from previous 4-H year.
3. Cannot show bucket calf and second year bucket calf in same year as this project is intended to encourage participation in the market steer project or other large animal projects.

### **PEN OF THREE**

1. Must own pen of 3 by June 15, 2019
2. Must be all heifers or all steers
3. No weight restrictions
4. Not eligible for premium auction
5. Will be shown loose in a pen

Class 6 Other Garment

Class 7 Non-wearable item (backpack, travel kit, book cover, etc.)

Class 8 Other Non-wearable item (backpack, travel kit, book cover, pillowcase, etc.)

Class 9 Recycled Garment

Class 10 Recycled Article

Class 11 Project Notebook, Poster, or Educational Display

Class 12 Two or more piece outfit

Class 13 Jumper

### **INTERMEDIATE**

(Using more difficult techniques, more variety of fabrics and fun additions)

Class 14 Top (shirts, blouse)

Class 15 Skirt

Class 16 Pants or Shorts

Class 17 Dress

Class 18 Nightwear

Class 19 Jumper

Class 20 Home Decorating Item (curtain, quilt, pillow, etc.)

Class 21 Other Non-wearable item (personal organizer, backpack, doll, etc., must be appropriate for advanced level)

Class 22 Project Notebook, Poster, or Educational Display

Class 23 Coordinating two or more piece outfit

Class 24 Garment with fabric artwork (fringes, patches, piping, applique, etc.)

Class 25 Ethnic Garment or garment using special sewing techniques

Class 26 Recycled Garment

Class 27 Recycled Article

Class 28 Other Garment

Class 29 Two or more piece outfit

### **SENIOR**

Advanced level sewing, using more difficult techniques, more tailoring and special occasion sewing, more creative sewing using a variety of fabrics and additions. 4-Her can enter garments sewn for another person.

Class 30 Blouse

Class 31 Skirt

Class 32 Pants or Shorts

Class 33 Dress

Class 34 Nightwear

Class 35 coordinating two or more piece outfit

Class 36 Tailored garment or special occasion garment

Class 37 Creative garment using your own design or several patterns

Class 38 Recycled Article

Class 39 Project Notebook, Poster, or Educational Display

Class 40 Coat

Class 41 Other Garment

Class 42 Jumper

Class 43 Other Non-wearable item (backpack, doll, etc., must be appropriate for the advanced level)

Class 44 Recycled Garment

### **CONSTRUCTION STYLE REVUE (3 entry limit)**

Pre-enter Constructed Style Review through Extension Office

Class 45 Senior Construction Style Revue

Class 46 Intermediate Construction Style Revue

Class 47 Junior Construction Style Revue

### **BUYMANSHIP & REVUE**

Only one entry per class, with a total limit of three (3) entries. Entries must be purchased by the 4-H'er or made for the 4-H'er when the 4-H'er has selected the pattern and fabric or yarn. The total outfit (shoes and accessories) must be worn during the judging. Judging to include knowledge of wardrobe planning, money management, garment care and use of accessories.

### **BUYMANSHIP & REVUE CLASSES**

#### **Junior**

Class 48 Casual wear, Junior

Class 49 Sportswear, Junior

Class 50 Budget outfit, Junior (Complete outfit must cost no more than \$25.00, includes all outer garments and accessories and shoes (unless shoes were already included in wardrobe)

Class 51 Other outfit, Junior (sleep, dance, rain, outerwear, costume,

## DEPARTMENT M - FOOD PRESERVATION

Superintendent: Stacey Harlow

### Special Rules

1. All exhibits must have been preserved since October 1, previous year. Member must be enrolled in the project phase indicated.
2. All exhibits must be in standard jelly glasses, half pint, pint, pint and one half, or quart jar. Must be clean and scalded.
3. Recommended method of processing must be used.
4. Open kettle processed fruits, pickles, sweet spreads, and vegetables **WILL NOT BE ACCEPTED.**
5. Sealing rings must be removed and jars clean for judge.
6. All entrants must bring rings to put on jars after judging.
7. Labels: Each jar exhibited and menu card must be labeled with uniform labels and canning method used. Labels may be secured from the Extension Office. They must be placed one inch from base of jar. Labels must also include the name of product, class number and exhibitor's name.
8. No frozen products will be exhibited.
9. A Best of Show Award will be given according to the judge's opinion in this department (combined with Food Preparation). Only Grand Champion exhibits will be eligible.

### LEARNING TO PRESERVE

One container is required for each class.

#### Class 1 Fruit or Juices

**Class 2** Sweet Spreads (i.e. jam, butter, preserves, conserves, marmalades and jellies)

**Class 3** Low-Acid Vegetables (green beans, corn, etc)

**Class 4** Pickles and/or relishes

**Class 5** Tomato or tomato products.

**Class 6** Meats

**Class 7** Dried Foods, two kinds 1/3 to 1/2 cup or three or four pieces per exhibit.

## DEPARTMENT N - CLOTHING, STYLE REVUE, BUYMANSHIP

Superintendents: Celeste Kunselman and Lori Zimmerman

**Note:** The Style Revue will be judged one week before fair week. Check for dates, times, places. Items must be pre-entered with the Extension Office.

### Special Rules

1. Pre-cut kits are accepted for all clothing classes
2. Each 4-Her can enter no more than **1 ENTRY IN EACH CLASS** with a maximum limit of three construction items for the style revue judging.
3. All work must be the product of the current year's work.
4. Garment may be worn before exhibiting, but should be clean and well pressed for judging.
5. Garment must have the identification label listing name of exhibitor, class and article, sewn or safety pinned in back neck or band on each piece of clothing. This is for your benefit and as a "check" in entry process. These green and white labels are available at the Extension Office.
6. Each 4-Her can only enter in the project that he or she is enrolled in.
7. School projects accepted. Designate as such.
8. It will be left to the judge to decide if there is an entry qualified to be designated as a champion.
9. A Best of Show Award will be given according to the judge's opinion in this department. Only Grand Champion Exhibits will be eligible. A separate award will be given Clothing (construction) and Style Revue (construction and buymanship combined).

### CLOTHING CONSTRUCTION CLASSES

#### JUNIOR

##### The Basics

Class 1 Sewing Box

Class 2 Simple Vest

Class 3 Simple Top (shirt, blouse)

Class 4 Simple Skirt

Class 5 Simple Pant or Short

## DEPARTMENT B - HORSE

Superintendent: Lindsey Fitzgerald

The open class horse show will take place simultaneously with the 4-H horse show. There are no age classes for open participants. Open class entry fees are \$5 per class or a maximum of \$25.

Class 1 - 4-H Pony at Halter (mares & geldings)

Class 2 - Open Pony at Halter (mares & geldings)

Class 3 - 4-H Mares at Halter

Class 4 - Open Mares at Halter

Class 5 - 4-H Geldings at Halter

Class 6 - Open Geldings at Halter

Class 7 - 4H Senior Showmanship

Class 8 - 4H Intermediate Showmanship

Class 9 - 4H Junior Showmanship

Class 10 - Open Showmanship

Class 11 - Lead Line

Class 12 - 4-H Walk/Trot

Class 13 - Open Walk/Trot Pleasure

Class 14 - 4-H Senior Western Pleasure

Class 15 - 4-H Intermediate Western Pleasure

Class 16 - 4-H Junior Western Pleasure

Class 17 - Open Western Pleasure

Class 18 - 4-H Senior Horsemanship

Class 19 - 4-H Intermediate Horsemanship

Class 20 - 4-H Junior Horsemanship

Class 21 - Walk/Trot Horsemanship

Class 22 - Open Horsemanship

Class 23 - 4-H Senior Working Ranch Horse

Class 24 - 4-H Intermediate Working Ranch Horse

Class 25 - 4-H Junior Working Ranch Horse

Class 26 - Open Working Ranch Horse

Class 27 - 4-H Senior Reining

Class 28 - 4-H Intermediate Reining

Class 29 - 4-H Junior Reining

Class 30 - Open Reining

Class 31 - 4-H Senior Trail

Class 32 - 4-H Intermediate Trail

Class 33 - 4-H Junior Trail

Class 34 - Open Trail

Class 35 - 4-H Senior Barrels

Class 36 - 4-H Intermediate Barrels

Class 37 - 4-H Junior Barrels

Class 38 - Open Barrels

Class 39 - 4-H Senior Poles

Class 40 - 4-H Intermediate Poles

Class 41 - 4-H Junior Poles

Class 42 - Open Poles

Class 43 - 4-H Senior Flags

Class 44 - 4H Intermediate Flags

Class 45 - 4-H Junior Flags

Class 46 - Open Flags

### All-Around Point Schedule

Blues: 1<sup>st</sup> = 7, 2<sup>nd</sup> = 6, 3<sup>rd</sup> = 5, etc.

Reds: 1<sup>st</sup> = 3, 2<sup>nd</sup> = 2, 3<sup>rd</sup> = 1, 4<sup>th</sup> = 0

White or Participation: No points awarded

1. All horses are shown at the owner's risk.
2. Long sleeve shirt, boots, and hat will be required, unless otherwise instructed by the judge.
3. No stallions will be shown. Colts and fillies will be shown in open class only.
4. The Kansas 4-H Horse Show and Events Handbook will be used for rules and regulations.
5. A 4-H Horse Identification Certificate must be completed for each 4-H entry by May 1 of current year, for 4-H entries only.
6. In order to be eligible for the All-Around award, the exhibitor must enter a minimum of four performance classes.
7. Halter, Horseless Horse, and Walk/trot do not count toward 4H All-Around Award.
8. To be eligible for the Open All-Around Award the horse/rider combo must show in Halter and at least three riding classes.
9. Horsemanship, Trail, and Reining patterns will be posted prior to

the classes.

10. No entries accepted after a class is called.
11. **If Open Class horses are not from the state of Kansas, health papers and negative Coggins test are required to show (must be done within 90 days of the show).**
12. The All-Around Awards will be given at the discretion of the judge.
13. 4-H Walk/Trot and Open Walk/Trot are for inexperienced horses and/or inexperienced riders. Anyone riding in walk/trot cannot compete with the same rider/horse combination in any other class asking for a lope or canter.
14. Leadline exhibitors may not show in other riding classes.
15. The running order for each speed event will be drawn, at random, by show management and announced prior to the class beginning.

#### DEPARTMENT C – SWINE

Superintendents: Grant Webber & Maureen Wagner

Superintendents and show management have the right to combine classes to make the show more efficient. Club Pen of 3 is a fun class added to encourage club participation. Three animals should be entered, from at least 2 families within the same 4-H Club. If you qualify for the round robin with two species, you must tell one of the superintendents for the round robin division 30 minutes after the show, which specie you choose to show in the round robin.

#### MARKET

- Class 1 - Berkshire
- Class 2 - Chester
- Class 3 - Duroc
- Class 4 - Hampshire
- Class 5 - Landrace
- Class 6 - Spot or Poland
- Class 7 - Yorkshire
- Class 8 - Crossbred
- Class 9 - Club Pen of 3

#### BREEDING

- Class 10 - Breeding Gilt
- Class 11 - Sow and litter

#### DEPARTMENT D SHEEP & GOATS

Superintendents: Whitney Greeson

Superintendents and show management have the right to combine classes to make the show more efficient. Club Pen of 3 is a fun class added to encourage club participation. Three animals should be entered, from at least 2 families within the same 4-H Club. If you qualify for the round robin with two species, you must tell one of the superintendents for the round robin division, 30 minutes after the show, which specie you choose to show in the round robin.

#### MARKET

- Class 1 - AOB
- Class 2 - Dorset and Speckled face
- Class 3 - Hampshire
- Class 4 - Suffolk
- Class 5 - Crossbred
- Class 6 - Natural colored
- Class 7 - Club Pen of 3

#### BREEDING

- Class 7 - Breeding ewe, under 1 year
- Class 8 - Breeding ewe, over 1 year
- Class 9 - Ewe and lamb

#### RULES FOR GOATS

1. Minimum weight on all meat goats is 50 lbs.
2. Tipped horns are preferred.
3. All milk teeth must be present at the time of weigh-in and tagging at the fair. No breaking of the skin or eruption of the front teeth on meat goats.
4. All market goats must be shorn to 3/8" length above the knees and hocks, excluding the tail up. Breeding are not required to be shorn.
5. Goats must be shown with all four feet on the ground. Exhibitors may use a collar, a collar with a short lead or a halter when show-

items in a suitable container. On the back of the entry form describe in 50 words or less, the purpose of your gift basket. This would count as one non-perishable food product, not as an educational display.

12. Dried foods are to be exhibited in a small jar, clear plastic bag, or other see-through container. Suggested amounts - 1/3 to 1/2 cups or 3 or 4 pieces per exhibit.
13. One entry per class.
15. **Food Sale** -
  - Youth may only sale 3 items in the food auction
  - Youth must bring a baker's dozen (13) of small food items so one can be left on display and the remaining will be sold
  - Eggs will not sale in the Food Auction

#### JUNIOR DIVISION

- Class 1** Snack Mix (one cup in a plastic bag) or no bake item
- Class 2** Muffins -3
- Class 3** Cupcakes - 3
- Class 4** Quick Bread
- Class 5** Fruit or vegetable snack (i.e. crunch & dunk, ants on a log, or animal face salad) exhibit - 1
- Class 6** Bar Cookies - 3
- Class 7** Miscellaneous (any other food product not listed above)
- Class 8** Cookies - 3 - dropped, shaped or molded
- Class 9** Flops - one item that has not turned out as planned

#### INTERMEDIATE DIVISION

- Class 10** Quick bread - 1 loaf or 3 muffins
- Class 11** Other quick bread product (coffee cake, cornbread, etc, exhibited in a disposable pan or 3 individual items; 3 drop biscuits; 3 rolled biscuits; etc.)
- Class 12** Cookies - 3 - dropped, shaped or molded
- Class 13** Bar cookies - 3
- Class 14** Decorated Cookies
- Class 15** Fruit leather - 2 rolls or dried fruit - 6 pieces
- Class 16** Miscellaneous (any other food product not listed above)
- Class 17** Educational poster (no larger than 22"x 28") illustrating something you learned from your 4-H foods projects. Must state age at bottom right hand corner. Enter in foods area
- Class 18** Yeast bread loaf, white, or whole wheat.
- Class 19** Yeast rolls, 3 plain, any variety or shape.
- Class 20** Specialty yeast product (fruit bread, tea ring, sweet rolls - 3, bread sticks - 3, etc.)
- Class 21** Cake, frosted, one or more layers
- Class 22** Pie, 2 crust or tart exhibited in a disposable tin.
- Class 23** Flops- one item that has not turned out as planned
- Class 24** 1 Crust Pie

#### SENIOR DIVISION

- Class 24** Decorated Cookies -3
- Class 25** Quick Bread Loaf
- Class 26** Other quick bread product (gingerbread, coffee cake, cornbread, etc.) Exhibited in disposable pan, or 3 individual items
- Class 27** Cake frosted, two or more layers
- Class 28** Bundt-type cake, frosted or unfrosted
- Class 29** Foam Cake (no oil) unfrosted (i.e. angle food cake, or sponge cake)
- Class 30** Sponge Cake, unfrosted
- Class 31** Chiffon Cake, unfrosted
- Class 32** Decorated cake for special occasion (Judged on appearance and taste)
- Class 33** Yeast bread loaf, white, whole wheat or multi-grain
- Class 34** Yeast rolls - 3, any variety or shape
- Class 35** Specialty yeast project (i.e. fruit bread, tea ring, sweet rolls - 3, bread sticks - 3 etc.)
- Class 36** Pie, 2 crust or tart exhibited in a disposable tin
- Class 37** Modified Recipe Item. Change original recipe of food item to improve nutritional value, include modified version of the food item and both recipes
- Class 38** Food Gift Package. At least 3 different food items in a suitable container
- Class 39** International Food product, traditional to county it represents
- Class 40** Miscellaneous (any other food products not listed above)
- Class 41** Flops - One item that has not turned out as planned
- Class 42** Pie, 1 crust, exhibited in a disposable tin



- may be judged based on paint scheme. Under no circumstances is the weight given to the paint scheme to be sufficient enough, by itself, to move the model from one ribbon placing to another.
4. Flight damage is to be documented by the participant. The judging of flight damage is to be secondary to all other aspects of the model and only then may it even be considered.
  5. Beginner kits with prefabricated fin assemblies and pre-finished rockets requiring no painting are not acceptable, and will be given a participation ribbon.
  6. Engines and igniter are **not** permitted with the exhibit.
  7. **Original design** rockets **cannot** be a modification of a pre-existing kit and must be of original design.
  8. Multi-stage rockets can be flown using just the final stage and be considered fully flown.
  9. Each rocket must be able to stand freely by itself or be supported by a solid base, not to exceed ¾" thick and 8" square.
  10. Exhibitors are only allowed to exhibit 3 rockets from a kit and/or 3 rockets from original design.

**Class 1 Junior** - Rocket made from kit, include plans

**Class 2 Junior** - Rocket designed by exhibitor; not merely a modification of existing kit, include **original** plans.

**Class 3 Intermediate** - Rocket made from kit, include plans.

**Class 4 Intermediate** - Rocket designed by exhibitor, not merely a modification of existing kit, include **original** plans.

**Class 5 Senior** - Rocket made from kit, include plans

**Class 6 Senior** - Rocket designed by exhibitor; not merely a modification of existing kit, include **original** plans.

**Class 7** Rocket designed by 2 or more exhibitors; not merely a modification of an existing kit, include **original** plans.

## DEPARTMENT L – FOOD PREPARATION

Superintendent: Stacey Harlow

### Special Rules

1. For food safety purposes any food with custard and cream cheese type fillings and frostings, flavored oils, "canned" bread or bread or cakes in a jar, or food requiring refrigeration will not be judged. Refer to K-State Research and Extension publication, 4-H 712, food Safety Recommendations for Acceptable Fair Exhibits, for information to help you make informed, safe food exhibit decisions.
2. Exhibits shall be placed on appropriate paper plates or foil covered cardboard cut to fit product. Cookies - small paper plates; breads - heavyweight paper plates; cakes - covered cardboard cut to fit the size of the product. Place in a clean plastic bag or a cake box. Food improperly displayed will be lowered one ribbon placing.
3. Label with sticker on bottom of the paper plate or covered cardboard. Label must contain: Name of product, class number, name of exhibitor, county. Recipes and instructions are required with all food entries, or will be lowered one ribbon placing.
4. Exhibitors are to bring a copy of each recipe and attach to the exhibit.
5. All unfrosted cakes shall be exhibited in the up-right position with top crust showing, except for those cakes made with special designs such as a Bundt cake. They should have top crust side down.
6. Only superior exhibits receiving a State Fair Sticker or a ribbon placing higher than a blue ribbon (i.e. class champion or reserve class champion) are eligible for State Fair.
7. Judging will be done by the conference method. When you arrive, enter your foods with the superintendent and sign in. All but perishable classes will be retained for the food sale unless told otherwise.
8. Carefully secure the entry form to the outside of the wrapped exhibit. The exhibitor may attach a 3x5 index card with the entry form to give to the judge any information which the exhibitor thinks would be helpful for the judge to know.
9. All exhibits must be baked, and loaves must be whole and uncut. Cookies and rolls must be same shape and same recipe.
10. Educational exhibits – if a poster, it must not be larger than 22" x 28". May be notebooks or other displays. Total space required for display must be no more than 12" high by 12" deep and 18" long. **NO** card table exhibits. Name and county must be clearly marked on educational displays.
11. A food gift package must contain at least 3 (three) different food

ing.

## MEAT GOATS

Class 10 - Market meat goats

## BREEDING MEAT GOATS

Class 11 - Junior goats (under 12 months)

Class 12 - Senior goats (over 12 months)

## DAIRY GOATS

Class 13 - Junior goats (under 6 months)

Class 14 - Senior goats (over 6 months)

## DEPARTMENT E - SHOWMANSHIP

### JUNIOR SHOWMANSHIP

Class 1 - Junior Beef Fitting & Showing

Class 2 - Junior Swine Fitting & Showing

Class 3 - Junior Sheep Fitting & Showing

Class 4 - Junior Goat Fitting & Showing

### INTERMEDIATE SHOWMANSHIP

Class 5 - Intermediate Beef Fitting & Showing

Class 6 - Intermediate Swine Fitting & Showing

Class 7 - Intermediate Sheep Fitting & Showing

Class 8 - Intermediate Goat Fitting & Showing

### SENIOR SHOWMANSHIP

Class 9 - Senior Beef Fitting & Showing

Class 10 - Senior Swine Fitting & Showing

Class 11 - Senior Sheep Fitting & Showing

Class 12 - Senior Goat Fitting & Showing

## DEPARTMENT E1 - ROUND ROBIN

Superintendents: Tiffany Briggs

### NO ROUND ROBIN THE YEAR, 2020.

A round-robin contest in which each contestant takes a turn of showing each class of livestock will be conducted. All Grand Champion exhibitors in Round Robin will show the grand champion animals in each species. All reserve Grand Champion exhibitors in Round Robin will show the reserve grand champion animals in each species. Separate judges will be hired for this event.

1. If you qualify for the round robin with two species, you must tell one of the superintendents for the round robin division, which specie you choose to show in the round robin.
2. All youth will be divided into three age divisions according to age as of Jan. 1 of current year. Junior division - 7 to 9 years old, intermediate division – 10 to 13 years old, and Senior division - 14 years old and older.
3. Juniors will show bucket calves in the beef division.

## DEPARTMENT F - POULTRY & RABBIT

Superintendent: Charity Horinek

### POULTRY - MARKET BROILER DIVISION

1. Market Broiler Division will be a class for exhibiting meat-type chickens. A contestant may enter one pen of three birds in the class.
2. All chicks will be obtained through Kansas State University by the Haskell County Extension Office. Contestants must pay for their chicks at the time of arrival. The birds will come wing-banded and vaccinated.
3. All chicks will be hatched on the same day. All birds will be from the same genetic source. Thus, the competition will be based solely upon the contestants management and poultry husbandry skills. The broilers must have been fed and cared for daily by the exhibitor.
4. Sick or diseased birds will not be accepted and will be removed from competition.
5. Judging will be according to the U.S. Standards for live chickens. Placings will be made on the basis of market quality and uniformity of the three birds in the pen.
6. Class 2 and Class 3 will be single entry classes, and costumes are only needed for the time of the judging.

## MARKET BROILER CLASSES

- Class 1 - Meat-type Chickens: Pen of 3
- Class 2 - Ugliest Chicken: 1 chicken
- Class 3 - Chicken in a Costume: 1 chicken

## POULTRY

1. An entry from each poultry exhibitor shall consist of an individual bird or trio of two females and one male of recognized breeds of chickens.
2. An entry of a crossbreed shall consist of three birds of the same sex. Three capons are required as an exhibit.
3. All ducks, geese, turkeys and pigeons shall consist of individual birds only.
4. Crocks will be required for feed and water.
5. Poultry must be blood tested at the designated blood testing done by the KDHE prior to fair, unless certificate from disease free hatchery is obtained.
6. Poultry that have been sold in the Haskell County Fair Livestock Sale may not be shown again at any future Haskell County Fair.

## POULTRY CLASSES

- Class 1 - Standard Breeds; Large Fowl; One young bird of either sex
- Class 2 - Standard Breeds; Large Fowl; One old bird of either sex
- Class 3 - Standard Breeds; Bantams; One young bird of either sex
- Class 4 - Standard Breeds; Bantams; One old bird of either sex
- Class 5 - Production Pullets - Pen of 3. Standard bred, crossbred or strain cross pullets to be judged on egg production qualities.
- Class 6 - Production Hens - Pen of 3. Standard bred, crossbred, or strain cross pullets to be judged on egg production.
- Class 7 - Dual purpose pullets; Pen of 3. Such as Rhode Island Reds, New Hampshire, Plymouth Rocks, etc.
- Class 8 - Dual purpose hens; Pen of 3. Such as Rhode Island Reds, New Hampshire, Plymouth Rocks, etc.
- Class 9 - Turkeys, all breeds; one bird of either sex
- Class 10 - Ducks, Call or Bantam, all breeds; one bird of either sex
- Class 11 - Ducks, all breeds; one bird of either sex
- Class 12 - Geese, all breeds; one bird of either sex
- Class 13 - Eggs, 1 dozen. Enter eggs at 4-H food department. (Will not be able to sell at the 4-H Food Auction)

## RABBIT

1. Superintendents and judges will determine classes.
2. Crossbreeds are not allowed to go to the State Fair. Crossbreeds may be shown at the County Fair in a class designated Crossbreeds. Crossbreeds will qualify for overall grand or reserve grand champions.
3. Purebred is defined as any breed recognized by American Rabbit Breeders Association (ARBA).
4. All Kansas 4-H'ers 9 -18 years of age and receiving a blue ribbon or better in the county show are eligible to compete in the Kansas State Fair Rabbit Show.
5. Contestants need to supply feed, water and equipment.
6. Any animal showing signs of illness or disease will be examined by the Fair Veterinarian. Rabbits showing signs of illness or disease may be dismissed from the show at the discretion of the Veterinarian, the County Extension Agent, and/or the Rabbit Superintendent.
7. Proper attire recommended in showmanship. This means either a lab coat or an apron are equally acceptable.
8. All rabbits shown in the Haskell County Fair must be in the possession of the 4-H'er by June 1 of that year, and documented with tattoo numbers and identifying information on a form filed with the Haskell County Extension office by June 1st. Rabbits procured after June 1 are not eligible to be shown in that years Haskell County Fair.
9. All rabbits shown in the Haskell County Fair must have a permanent tattoo in the left ear. Rabbits not having a tattoo will be docked one full ribbon placing.
10. RABBITS THAT SELL IN THE HASKELL COUNTY FAIR WILL NOT BE ELIGIBLE TO SHOW AT THE HASKELL COUNTY FAIR IN THE FUTURE.

## SECTION (Breed Classes)

- Section 1 - American\*
- Section 2 - American Fuzzy Lop
- Section 3 - American Sable

## DEPARTMENT J – WOODWORKING

Superintendent: Larry Holland

1. Consideration will be given to Usefulness, Attractiveness, Workmanship, Choice of wood and other material, and suitability and Quality of Finish.
2. THE PLAN FROM WHICH IT WAS CONSTRUCTED MUST BE WITH THE ARTICLE EXHIBITED. The plan may be a photocopy, the actual pattern, or a scale drawing. It must be complete and accurate to the extent that a duplicate article could be built using the plan as a guide.
3. Any project with missing or insufficient plans will be lowered one ribbon placing.
4. Other Woodwork Article includes articles not listed in other classes. Example: bird houses, bird feeders, household equipment such as a knife rack, bread boards, door stops, etc.
5. Repaired and refinished furniture must include a brief explanation of work completed attached to the exhibit.

- Class 1 Articles for farm or shop, Junior
- Class 2 Lawn Furniture, Junior
- Class 3 Household Furniture, Junior
- Class 4 Article made from a kit, Junior
- Class 5 Repaired and Refinished Furniture, Junior
- Class 6 Other Article, Junior
- Class 7 Article for farm or shop, Intermediate
- Class 8 Lawn Furniture, Intermediate
- Class 9 Household Furniture, Intermediate
- Class 10 Article made from a kit, Intermediate
- Class 11 Repaired and Refinished Furniture, Intermediate
- Class 12 Other Article, Intermediate
- Class 13 Articles for farm or shop, Senior
- Class 14 Lawn Furniture, Senior
- Class 15 Household Furniture, Senior
- Class 16 Article made from a kit, Senior
- Class 17 Repaired and Refinished Furniture, Senior
- Class 18 Other Article, Senior

## DEPARTMENT K - ROCKETRY

Superintendent: Kandi Hoeffner

1. To exhibit in this division, the rocket **must** have been flown. Support rods **must not** extend past the tip of the highest nosecone on the model. **Support rods must remain in the upright position, do not angle.** No model may be submitted on a launch pad.
2. The report that accompanies the rocket must be limited to the 4-H Rocket Exhibit Information Form which is glued to a 10" x 13" envelope.
3. Plans (or photocopy of) must be placed inside the envelope. **This includes original design rockets.** If a rocket kit has been modified structurally, notations need to be given that indicate the changes made. One or more photographs of the rocket at the launch site are required. Photographs showing the rocket at the moment of ignition are preferred. Photographs should be mounted on **one** side of an 8 1/2" x 11" page.
4. For a rocket entered in the **original design** classes, one extra page of photographs may be added to show unusual construction or other important features. Described in the summary how the model was tested for stability prior to flying.
5. The altitude achieved by the model is to be determined using a **method other than estimation.** Examples of accepted methods include altimeter, computer software, range finders, etc.

## General Construction Guidelines

1. Angles of fins must fall within a plus or minus 2 degree variation using an approved fin alignment guide (such s DGD 031989).
2. Exhibits must be uniformly painted, smoothly finished, and have decals applied smoothly. Fins should be rounded or streamlined. Fins and body tubes are to be sealed to eliminate the appearance of body grooves and wood grain. Any seams or plastic parts are to be sanded smooth. The rocket is to be properly assembled. Fins and launch lugs are to be filleted to reduce drag and properly secure them to the model. The nose cone is to fit snugly but still allow for easy removal.
3. Model **may not** be judged based on their paint scheme, with the exception of rockets that fit the definition of a scale model. They

should be furnished.

5. No hand dipped solder may be used on exhibits.

#### **BASIC ELECTRIC PHASE**

- Class 1** Motor Application. Original Construction. (Ex: making motor portable, motor driven equipment or other similar application)
- Class 2** Motor Application. Kit Assembled. (Ex: toy electric motor and other factory-prepared kits of equipment ready for assembly)
- Class 3** Lighting. Original Construction. Ex: workbench light, test lamp, lamp conversion or other item.)
- Class 4** Kit assembled construction. (Ex: pin up lamp, table lamp, etc)
- Class 5** Wiring. Original Construction. (Ex: wire size display splices, extension cords, joints, etc.)
- Class 6** Wiring. Kit assembled construction (Ex: factory precut materials for some wiring display).

#### **INTERMEDIATE PHASE**

- Class 7** Motor application. Original Construction (Ex: rewound or repaired motor, motor driven equipment, converted ice cream freezer, etc.)
- Class 8** Motor application. Kit Assembled Construction. (Ex:ventilation fan assembly, drill kits, speed reduction gear)
- Class 9** Lighting. Original construction. (Ex: study center, converted lamps, decorative lamps, shop lights, etc.)
- Class 10** Lighting. Kit assembled construction. (Ex: heat lamp and cable livestock borders hot beds, anti-freeze applications, etc.)
- Class 11** Heating. Original construction. (ex: electric hot bed kit, soldering gun, water heater unit, etc.)
- Class 12** Heating. Kit assembled construction. (Ex: electric hot bed kit, soldering gun, water heater unit, etc.)
- Class 13** Wiring. Original Construction. (Ex: switch installation, demonstration, convenience outlet, grounding equipment, wire sample board., etc.)

#### **ADVANCED PHASE**

- Class 14** Motor Application. Original Construction. (Ex: tool sharpener, air compressor, auto feeder)
- Class 15** Motor Application. Kit assembled construction. (Ex: factory motor kit, power drill kit, etc.)
- Class 16** Lighting. Original construction. (Ex: outdoor yard light, portable shop light, specialty lighting, conversion lamps, plant growth lighting, etc.)
- Class 17** Lighting. Kit assembled construction. (Ex: table lamps, pin up lamps, plant growth solar heating kit, fluorescent light kits)
- Class 18** Wiring. Original construction. (Ex: wiring display boards, control wiring, circuit controls, remote control wiring, time delay fuse application, heavy duty extension cord reel, etc.)
- Class 19** Heating. Original construction. (Ex: heat lamp brooders, pump house freeze protection methods, space heating in milk, electric welder, water pipe freezing protection, infrared heat lamp application, etc.)
- Class 20** Heating. Kit assembled construction. (Ex: home heating display kits, electric welder, etc.)
- Class 21** Cooling and Ventilation. Original construction. (Ex: home built fan cooling unit for livestock, evaporative type cooling).

#### **ELECTRONIC PHASE**

- Class 22** Original construction. Training and science assemblies. (Ex: simple assemblies of crystal radios, signal sets, intercom sets, transistor circuitry, science units, static producing units, automatic switch controls, etc.)
- Class 23** Assembled construction. Functional items. (Ex: amplifiers, testing equipment, oscilloscopes, sound equipment signal systems, radios, hi-fi sets, etc.)

- Section 4 - English Angora  
Section 5 - French Angora  
Section 6 - Giant Angora\*  
Section 7 - Satin Angora  
Section 8 - Argente Brun  
Section 9 - Belgian Hare  
Section 10 - Beveren\*  
Section 11 - Blanc de Hotot\*  
Section 12 - Britannia Petite  
Section 13 - Californian\*  
Section 14 - Champagne D'Argent\*  
Section 15 - Checkered Giant\*  
Section 16 - American Chinchilla\*  
Section 17 - Giant Chinchilla\*  
Section 18 - Standard Chinchilla  
Section 19 - Cinnamon\*  
Section 20 - Crème D'Argent\*  
Section 21 - Dutch  
Section 22 - Dwarf Hotot  
Section 23 - English Spot  
Section 24 - Flemish Giant\*  
Section 25 - Florida White  
Section 26 - Harlequin  
Section 27 - Havana  
Section 28 - Himalayan  
Section 29 - Jersey Woolly  
Section 30 - Lilac  
Section 31 - Lionhead  
Section 32 - English Lop\*  
Section 33 - French Lop\*  
Section 34 - Holland Lop  
Section 35 - Mini Lop  
Section 36 - Netherland Dwarf  
Section 37 - New Zealand\*  
Section 38 - Palomino\*  
Section 39 - Polish  
Section 40 - Rex  
Section 41 - Mini Rex  
Section 42 - Rhinelander  
Section 43 - Satin\*  
Section 44 - Mini Satin  
Section 45 - Silver  
Section 46 - Silver Fox\*  
Section 47 - Silver Marten  
Section 48 - Tan  
Section 49 - Thrianta  
Section 50 - Cross  
(\*Only breeds with a minimum ideal senior weight of 9 pounds and over will have an intermediate class.)

#### **CLASS**

- 1 - Junior Doe  
2 - Intermediate Doe  
3 - Senior Doe  
4 - Junior Buck  
5 - Intermediate Buck  
6 - Senior Buck

#### **SECTION**

Section 60-Meat classes

#### **CLASS**

- 1 - Meat Pen  
2 - Single Fryer  
3 - Roaster  
4 - Stewer

#### **SECTION**

Section 70 - Cavies (Guinea Pigs)

#### **CLASS**

- 1 - Junior Sow  
2 - Intermediate Sow  
3 - Senior Sow  
4 - Junior Boar  
5 - Intermediate Boar  
6 - Senior Boar

**SECTION**

Section 90 - Showmanship

**CLASS**

- 1 - Junior Rabbit Showmanship
- 2 - Intermediate Rabbit Showmanship
- 3 - Senior Rabbit Showmanship

**DEPARTMENT G - CROPS**  
 Superintendent: Charity Horinek

**SPECIAL RULES**

- 1. Field corn should be husked clean.
- 2. All sorghum should have 2 - 6 inches of stem attached to head.
- 3. Products exhibited in this division must have been grown in the current year, with the exception of soybean seed and edible field bean seed.
- 4. Exhibits should be as mature as possible.
- 5. Hybrid and/or variety must be named.

**CORN**

- Class 1 - White, ten ears
- Class 2 - Yellow, ten ears
- Class 3 - Popcorn, ten ears
- Class 4 - Forage corn, ten heads

**SORGHUM**

- Class 5 - Early maturity, ten heads

**HYBRID SORGHUM**

- Class 6 - Other grain, sorghum, ten heads
- Class 7 - Other forage sorghum, ten heads
- Class 8 - Hybrid forage sorghum, ten heads

**WHEAT, GRASSES, LEGUMES**

Note: ALL gallon container seeds must have 2 ¼” to 3 ¼” diameter Styrofoam cylinder placed in the gallon container to reduce the amount of grain to about three quarts.

- Class 9 - Wheat
- Class 10 - Oats (Exhibit consists of 1 gallon sample.)
- Class 11 - Alfalfa (Exhibit consists of one flake or slice from a rectangular bale, or a 10” slice from round bale. The flake or slice should be approximately 6” in thickness and ties in two directions.
- Class 12 - Soybeans (Exhibit consists of 1 gallon sample.)
- Class 13 - Soybeans (bundle of five plants)
- Class 14 - Sunflowers, five heads (state fair: 10 heads)
- Class 15 - Any other crops

**PLANT IDENTIFICATION BOARDS**

- Class 16 - Weed board
- Class 17 - Grass board


**DEPARTMENT H – HORTICULTURE**

Superintendent: Charity Horinek

- 1. Entries are to be fitted as explained in circular C, No. 405, “Exhibiting Fruit and Vegetables.” available at <http://www.ksre.ksu.edu/bookstore/pubs/c405.pdf>.
- 2. Secure entry form to plate or container with string or tape. Use a sturdy plate, bowl, or container that will support the weight of the produce.
- 3. An exhibitor earning a purple ribbon at their county/district fair on an out-of-season vegetable/fruit/herb (ex: Early peas) may substitute another vegetable/fruit/herb (ex: pumpkin) in its place at the State Fair.

**Class 1 Garden Display**

Each exhibitor in this class will be limited to four square feet of space. The Garden Display must be exhibited in a tray, basket or container that can be easily moved by the fair staff. Exhibit consists of five different types of fresh vegetables or fruits. Canned products and shelled vegetables are not acceptable. Only one variety of each type of vegetables or fruit may be exhibited. The numbers of the five types of vegetables or fruits to be exhibited are as follows:



**Waiver: I hereby release the organizers of and anyone associated with the race from any and all claims and or responsibility for any injuries that may occur during the duration of the event.**

\_\_\_\_\_  
 \_\_\_\_\_  
 \_\_\_\_\_  
 \_\_\_\_\_

XL

Signature

Date

Age on race day


Signature of parent or guardian if under 18 years of age.

Date

Date: July 18, 2020  
 On-Site Registration: 6:30 AM  
 Race starts at 7:30 AM  
 Pre-register by: July 1, 2020

Entry Fees: Includes race t-shirt and snacks

- ◇ Pre-Registration: \$25.00
- ◇ Race Day Registration- \$30.00
- ◇ Make checks payable to: Lindsey Miller Scholarship



Mail form and entry fee to: Jerry Miller PO box 172, Sublette, KS 67877-0172

Phone: 620-276-4926  
 E-mail: jerry.miller1969@yahoo.com

Name \_\_\_\_\_  
 Address \_\_\_\_\_  
 Phone \_\_\_\_\_  
 T-shirt Size: S M L  
 Sex \_\_\_\_\_

**Large Vegetables** (1 each) Cabbage, Cantaloupe, Eggplant, Large Pumpkin, Squash, Watermelon  
**Medium Vegetables** (3 each) Beets, Carrots, Cucumbers, Decorative Gourds, Potatoes, Miniature Pumpkins, Okra, Onions, Peppers, Sweet Potatoes, Tomatoes, or other similar sized vegetables.  
**Small Vegetables** (8 each): Green snap beans, Wax Beans, English Peas, Radishes or other similar sized vegetables.  
**Small Fruits** (One half pint box): Strawberries, Blackberries, Raspberries, or other similar sized fruits.  
**Grapes:** (2 Bunches)

**Class 2** Small vegetable specimen plate (8) Ex. Green snap bean, yellow wax beans, radishes other small vegetables.  
**Class 3** Medium vegetable specimen plate (3) Ex: cucumbers, cherry tomatoes, tomatoes, beets, white onion, yellow onions, red onions, bell peppers, other peppers, okra, pars nips, tur nips, sweet potatoes, red potatoes, white or Russet potatoes, carrots, miniature pumpkin, decorative gourds, other me dium vegetable.  
**Class 4** Large vegetable specimen plate (1) Ex: watermelon, summer squash, winter squash, large type pumpkin, egg plant, cabbage, cantaloupe, other large vegetables.  
**Class 5** Fresh culinary herbs (6) Ex. Parsley, basil, dill, etc. Six stems (or a comparable quantity) of ONE VARIETY of fresh herbs must be exhibited in a disposable container of water. Dried herbs are not accepted.  
**Class 6** Small fruits (one half pint box) Ex. Strawberries, Black berries, Raspberries, or other similar sized fruits.  
**Class 7** Tree fruits (plate of 5) Ex. Apples, Pears, Peaches, or similar sized fruits.  
**Class 8** Grapes (plate of 2 bunches)

1. Information about exhibiting flowers can be found online in the publication "preparing Cut Flowers for Exhibit", available at <http://www.ksre.ksu.edu/bookstore/pubs/4H826.pdf>
1. Members may enter multiple entries in a single class in classes: Class 9-class 13 provided each flower specimen is of a different species.
2. Members are encouraged to exhibit cut flowers and fresh floral arrangements in disposable containers.
3. All floral materials must be grown and/or collected by the exhibitors. Do not use purchased plant materials.
4. Potted plants are not accepted.

**Class 9** Annual Garden Flower, cut specimen, single stem  
**Class 10** Perennial Garden Flower, Cut Specimen, Single Stem  
**Class 11** Fresh Flower Arrangement. Flower materials must be grown and/or collected by exhibitor, not purchased.  
**Class 12** Dried flower arrangement, no fabric or plastic material allowed.  
**Class 13** Horticulture Notebook

\*Entry shall consist of a notebook or three ring binder of written narrative describing a horticulture project such as a landscape design, landscape installation, lawn renovation, water garden, flower garden, vegetable garden, lawn mowing service, landscape maintenance business, farmer's market business, or other horticultural project. 4-Her's are encouraged to include photographs, illustrations and/or landscape drawings that help explain work done by the member. Photos taken from the same location before, during and after the completion of the project are particularly helpful. Exhibitor may enter one horticulture notebook. Horticulture notebook scoring is based on the following criteria: Organization and General Appearance (neat, includes title page and table of contents, original, creative, etc.) 20%, Narrative (including goals, successes, failures, etc.) 40%, General Content (subject matter, photos, maps, knowledge gained, etc.) 40%.

**DEPARTMENT I - ELECTRIC**

**Special Rules**

1. Only those who have met the requirements of the electric project are eligible to exhibit in this division.
2. No exhibitor may enter more than one article in each class. Label each article, giving owner's name, address, county, name of article and class.
3. A sheet of operations instructions should be furnished for any exhibit not self-explanatory.
4. Exhibit should be operated. If battery power is required, batteries

**2020  
Haskell County Fair  
ADD-ON Donations**

*Add-ons are pledged donations that individuals and business make to help offset the cost of a 4-H/FFA members project. An add-on amount may be any fixed dollar amount. This add-on can be applied to one 4-H/FFA member or multiple members. If you are not able to attend the auction, you can still pledge an Add-on.*

Company Name: \_\_\_\_\_

Name: \_\_\_\_\_

Address: \_\_\_\_\_

City/State/Zip: \_\_\_\_\_

<u>4-H/FFA Name</u>	<u>Amount</u>

*Preferred payment is due 2 weeks after fair. THANK YOU!*

Signature of Contributor: \_\_\_\_\_

Please make checks payable to: Haskell County 4-H Show and Sale Committee  
PO Box 580  
Sublette, KS 67877  
620-675-2261

Office Use Only: Paid: \_\_\_\_\_ Check #: \_\_\_\_\_ Cash: \_\_\_\_\_